



More effective screwdriving.

Thanks to modern electric screwdrivers, a minimum of physical effort is now needed to perform what was once a laborious and time-consuming process. FEIN screwdrivers permit safe and efficient working with optimum speed right from the outset and until the screw is perfectly in position. A series of advantages make your work easy: low weight, exemplary ergonomics and weight-balance, simple handling even under difficult operation conditions, low noise. Whether you work in industry, dry wall construction, metal construction, carpentry or other trades, FEIN has the right screwdriver for every

screw. Choose your screwdriver from the table on page 50.

■ Cordless screwdriver	p. 53
■ Accu-drive industrial screwdriver	p. 60
■ Universal screwdriver	p. 75
■ Offset screwdriver	p. 84
■ Self-drilling screwdriver	p. 86
■ Dry wall construction screwdriver	p. 90
■ Impact wrench	p. 102
■ Tapper	p. 114

The easy way to drive screws. The comprehensive range of professional screw guns for drywall and interior work from FEIN: F-Gun 4000, U-Gun 4000, M-Gun 4000 and P-Gun 2500.



Powerful, safe and efficient working with impact wrenches from FEIN.



Precision work in record time with tappers from FEIN.



Screwdriver with optimum speed for self-drilling screws.






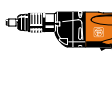

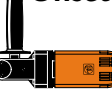








FEIN cordless screwdrivers such as HANDYMASTER or ACCUTECH - specialists for trade and industry.



FEIN MAMMUT Offset Screwdriver - with power enough for the farthest corner.



The Right machine for the Right Screw.

Type	Page	Screws with metric threads	Sheet-metal screws	Wood and dowel screws	Chipboard and joinery screws	Quick-fit screws	Self-drilling screws Winged Tek's	Cold-forming tapping screws	Self-tapping screws
Cordless Screwdrivers									
Sliding Clutch									
	ABS 9	55	M 4 - M 5	3,5 - 5,5	3,5 - 5,0	3,5 - 5,0		M 4 - M 5	M 4 - M 5
	ABS 12	56	M 4 - M 8 1st speed	3,5 - 6,3 1st speed	3,5 - 7,0 1st speed	3,5 - 6,0 1st speed		M 4 - M 6 1st speed	M 4 - M 6 1st speed
	ABS 14	57	M 4 - M 8 1st speed	3,5 - 6,3 1st speed	3,5 - 8,0 1st speed	3,5 - 6,0 1st speed		M 4 - M 6 1st speed	M 4 - M 6 1st speed
	ASB 14	58	M 4 - M 8 1st speed	3,5 - 6,3 1st speed	3,5 - 8,0 1st speed	3,5 - 6,0 1st speed		M 4 - M 6 1st speed	M 4 - M 6 1st speed
Universal Screwdrivers									
Simple Clutch									
	ASse 636	75	M 4 - M 6	3,5 - 6,3 with depth stop	3,0 - 7,0	3,0 - 6,0		M 3 - M 6	M 3 - M 6
	SCU 7-9	78	M 3 - M 6	3,5 - 6,3 with depth stop	2,5 - 8,0	3,0 - 7,0	3,8 - 6,3 with depth stop	M 3 - M 6	M 3 - M 6
	DSse 642	81	M 5 - M 8 1st speed	3,9 - 8,0 1st speed with depth stop	4,5 - 8,0 1st speed	4,0 - 6,0 1st speed	4,8 - 8,0 2nd speed with depth stop	M 4 - M 8 1st speed	M 4 - M 8 1st speed
Offset Screwdriver									
	SCW 16-6	84			8 - 16	8 - 16			
Self-drilling Screwdrivers									
Simple Clutch									
	SCS 4.8-25	86			3,5 - 6,0 with depth stop	3,5 - 6,0 with depth stop	2,9 - 5,0 with depth stop	2,9 - 4,8 with depth stop	M 3 - M 5 M 3 - M 5
Simple Clutch									
	SCS 6.3-19 T	87			3,5 - 6,0 with depth stop	3,5 - 6,0 with depth stop	3,8 - 6,3 with depth stop	M 3 - M 6 with depth stop	M 3 - M 6 with depth stop
Dry Wall Construction Screwdrivers									
Simple Clutch									
	SCT 5-40	90			3,5 - 5,0	3,0 - 5,0 with depth stop	2,9 - 5,0 with depth stop		
Disengaging Clutch									
	SCT 5-40 U	91			3,5 - 5,0 with depth stop	3,0 - 5,0 with depth stop	2,9 - 5,0 with depth stop	2,9 - 4,8 with depth stop	
	SCT 5-40 M	92				3,0 - 5,0	2,9 - 5,0		
Disengaging Clutch									
	SCT 6-25	93			3,5 - 6,0	3,0 - 6,0 with depth stop	2,9 - 5,0 with depth stop		
Screwdriver for metric screw connections									
Double Clutch									
	ASsde 630	96	M 2 - M 5	2,2 - 4,8	2,5 - 4,0	3,0 - 4,5		M 2 - M 4	M 2,5 - M 4

FEIN AccuTEC program review

AccuTEC screwdriver

ASsm 314/315/316 with torsion bar cut-out

ASsmd 315/316 with torsion bar cut-out with damping mechanism



Page 60-68

Torque Nm	Speed R.P.M.	Tool mounting 1/4"	Increased process control	Lighting	For soft screw connections with torque angle adjustment >250°	For all screw connections
0,5 – 3	320	A	X		ASsm 314 -1 b	
		A	X	X	ASsmi 314 -1 b	
0,5 – 3	680	A			ASsm 315 c	ASsmd 315 c
		A		X	ASsmi 315 c	ASsmdi 315 c
		A	X		ASsm 315-1c	ASsmd 315-1c
		A	X	X	ASsmi 315-1c	ASsmdi 315-1c
1 – 6	320	A			ASsm 315 b	ASsmd 315 b
		A		X	ASsmi 315 b	ASsmdi 315 b
		A	X		ASsm 315-1b	ASsmd 315-1b
		A	X	X	ASsmi 315-1b	ASsmdi 315-1b
2 – 7	450	A			ASsm 316 b	ASsmd 316 b
		A		X	ASsmi 316 b	ASsmdi 316 b
		A	X		ASsm 316-1b	ASsmd 316-1b
		A	X	X	ASsmi 316-1b	ASsmdi 316-1b

AccuTEC offset screwdriver

Torsion bar cut-out



Page 69-70

Torque Nm	Speed R.P.M.	Tool mounting 1/4"	Increased process control	For soft screw connections with torque angle adjustment >250°	Angle head Order Reference
0,5 – 3,5	570	■	X	ASsmx 315-1c	9 01 02 003 02 9
0,6 – 4	500	■	X	ASsmx 315-1c	9 01 02 004 02 7
		A	X	ASsmx 315-1c	9 01 02 005 02 1
0,6 – 4,5	450	■	X	ASsmx 315-1c	9 01 02 006 02 4
		A	X	ASsmx 315-1c	9 01 02 007 02 8
1,2 – 7,5	390	■		ASsmx 316 b	9 01 02 003 02 9
		■	X	ASsmx 316-1b	9 01 02 003 02 9
1,2 – 9	350	■		ASsmx 316 b	9 01 02 004 02 7
		■	X	ASsmx 316-1b	9 01 02 004 02 7
		A		ASsmx 316 b	9 01 02 005 02 1
		A	X	ASsmx 316-1b	9 01 02 005 02 1
1,4 – 12	300	■		ASsmx 316 b	9 01 02 006 02 4
		■	X	ASsmx 316-1b	9 01 02 006 02 4
		A		ASsmx 316 b	9 01 02 007 02 8
		A	X	ASsmx 316-1b	9 01 02 007 02 8

AccuTEC Angle Torque Wrench



Page 71

Torque Nm	Speed R.P.M.	Tool mounting	Increased process control	Lighting	For soft and hard screwed connections
6 – 16	300	3/8" ■	X	X	ASW 12-16
6 – 16	300	1/4" A	X	X	ASW 12-16
6 – 16	300	1/4" ■	X	X	ASW 12-16

Tool mounting: A hexagon socket
 ■ square socket



■ FEIN HANDYMASTER.

FEIN HANDYMASTER tools are setting new standards in design and ergonomics. The small 9.6 V machine is one of the world's lightest and handiest cordless drilling screwdrivers. Its vibration-attenuating 'soft-grip' and its good weight-balance distribution help to ensure optimum handling. FEIN HANDYMASTER tools have strong torque and reliable motors for hard and continuous operation. Whether you want to place the screw carefully

or to use your drill powerfully, with the ten-stage torque setting and the infinitely variable speed control you can select exactly the power and performance you need.

For those who prefer mains-free and flexible work on the spot, the FEIN HANDYMASTER is just right. And the optional NiMH rechargeable battery is the environment-friendly option to the classic NiCd alternative.



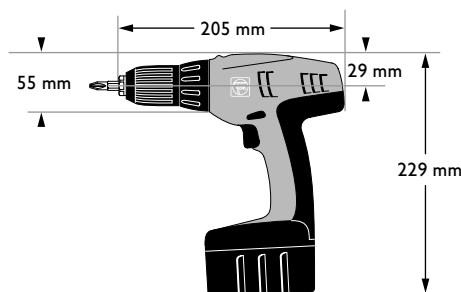
■ HANDYMASTER Cordless Drill/ Driver, up to 10 mm/M 5

ABS 9 (NiCd)
FEIN electronic

Order Reference		7 113 01 50
Type		ABS 9 (NiCd)
Current/Voltages	V	9,6
Speed, no load	R.P.M.	0-600
Max. torque to drilling stage	Nm	9
soft screwdriving operation	Nm	16
hard screwdriving operation	Nm	16
Weight with battery	kg	1,4
Screw Ø	mm/M	5/5
Capacity in steel Ø	mm	10
Capacity in wood Ø	mm	20

Price includes:

1 carrying case, 1 rapid charger ALG 20, 2 battery packs (NiCd/1.4 Ah),
1 hand strap, 2 double bits (cross-slot PZ 2 / PZ 3 and PH 2, / slot size 6)



	10 mm		0-600
	1,4 kg		

AT A GLANCE

Small and handy battery-powered drilling screwdriver for universal use.

- Exemplary ergonomics, well-balanced, and providing optimum ease of use for working without fatigue.
- Torque configurable to ten stages (including drilling stage).
- Electronic speed regulator to ensure smooth and safe drilling and screwdriving operations.
- Vibration-attenuating 'soft-grip' for safe handling.
- Right and left-hand running with locking function
- Single sheath drill chuck with internal spindle lock and chucking power safety device.

Also supplied with NiMH batteries (2.0 Ah):
ABS 9 (7 113 01 51)

Accessories on pages 57/58.



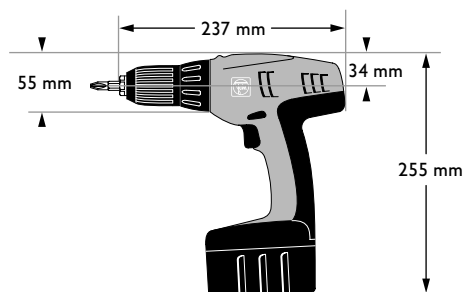
■ HANDYMASTER Cordless Drill/Driver, up to 13 mm/M 8




ABS 12 (NiCd)
FEIN electronic, two-speed

Order Reference	7 113 02 50	
Type	ABS 12 (NiCd)	
Current/Voltages	V	12
Speed, no load	R.P.M.	0-400/0-1400
Max. torque to drilling stage	Nm	19
soft screwdriving operation	Nm	23
hard screwdriving operation	Nm	23
Weight with battery	kg	2,0
Screw Ø	mm/M	7/ 8
Capacity in steel Ø	mm	13
Capacity in wood Ø	mm	30

Price includes:

1 carrying case, 1 rapid charger ALG 20, 2 battery packs (NiCd/2.0 Ah), 1 hand strap, 2 double bits (cross-slot PZ 2 / PZ 3 and PH 2, / slot size 6)



	13 mm		0-1400
	2,0 kg		

AT A GLANCE

Efficient two-speed battery-powered drilling screwdriver.

- Exemplary ergonomics, well-balanced, and providing optimum ease of use for working without fatigue.
- Torque configurable to ten stages (including drilling stage).
- Electronic speed regulator to ensure smooth and safe drilling and screwdriving operations.
- Vibration-attenuating 'soft-grip' for safe handling.
- Right and left-hand running with locking function
- Single sheath drill chuck with internal spindle lock and chucking power safety device.

Also supplied with NiMH batteries (3.0 Ah):
 ABS 12 (7 113 02 51)

Accessories on pages 57/58.



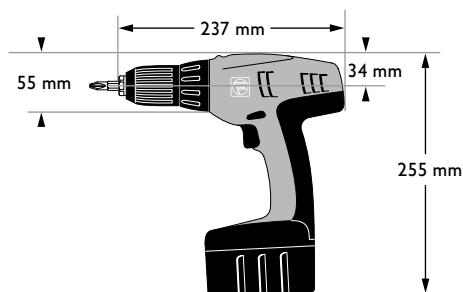
■ HANDYMASTER Cordless Drill/ Driver, up to 13 mm /M 8

ABS 14 (NiCd)
FEIN electronic, two-speed

Order Reference	7 113 03 50	
Type	ABS 14 (NiCd)	
Current/Voltages	V	14,4
Speed, no load	R.P.M.	0-400/0-1400
Max. torque to drilling stage	Nm	21
		27
soft screwdriving operation		
hard screwdriving operation	Nm	27
Weight with battery	kg	2,1
Screw Ø	mm/M	8/8
Capacity in steel Ø	mm	13
Capacity in wood Ø	mm	32

Price includes:

1 carrying case, 1 rapid charger ALG 20, 2 battery packs (NiCd/2.0 Ah),
1 hand strap, 2 double bits (cross-slot PZ 2 / PZ 3 and PH 2, / slot size 6)



	13 mm		0-1400
	2,1 kg		

AT A GLANCE

Efficient two-speed battery-powered drilling screwdriver.

- Exemplary ergonomics, well-balanced, and providing optimum ease of use for working without fatigue.
- Torque configurable to ten stages (including drilling stage).
- Electronic speed regulator to ensure smooth and safe drilling and screwdriving operations.
- Vibration-attenuating 'soft-grip' for safe handling.
- Right and left-hand running with locking function
- Single sheath drill chuck with internal spindle lock and chucking power safety device.

Also available with NiMH batteries (3.0 Ah):
ASB 14 (7 104 03 51)



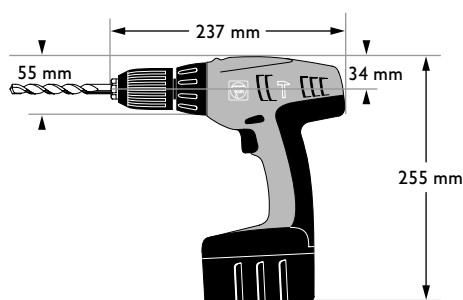
■ HANDYMASTER Cordless Combi Drill, up to 13 mm in masonry




ASB 14 (NiCd)
FEIN electronic, two-speed

Order Reference		7 104 03 50
Type		ASB 14 (NiCd)
Current/Voltages	V	14,4
Speed, no load	R.P.M.	0-400/0-1400
Impacts	R.P.M.	5200/18200
Max. torque to drilling stage		
soft screwdriving operation	Nm	21
hard screwdriving operation	Nm	27
Weight with battery	kg	2,15
Screw Ø	mm/M	8/8
Capacity in steel Ø	mm	13
Capacity in wood Ø	mm	32

Price includes:

1 carrying case, 1 rapid charger ALG 20, 2 battery packs (NiCd/2.0 Ah), 1 hand strap, 2 double bits (cross-slot PZ 2 / PZ 3 and PH 2, / slot size 6)



	13 mm		0-1400
	2,15 kg		

AT A GLANCE

Efficient two-speed cordless hammer drill.

- Exemplary ergonomics, well-balanced, and providing optimum ease of use for working without fatigue.
- Torque configurable to ten stages (including drilling stage).
- Electronic speed regulator to ensure smooth and safe drilling and screwdriving operations.
- Vibration-attenuating 'soft-grip' for safe handling.
- Right and left-hand running with locking function
- Single sheath drill chuck with internal spindle lock and chucking power safety device.

Also supplied with NiMH batteries (3.0 Ah):
 ABS 14 (7 104 03 51)

Accessories on pages 57/58.

Tek Bit-Box


34 parts, consisting of: 1 quick-change chuck, magnetic, with shank 1/4", 20 bits for Phillips screws size 1/3 Form H/Form Z, 10 bits for Torx screws Type TX 10, 15, 20, 25, 30, 40 as well as 3 magnetic hexagon socket tools SW 8, 10, 3/8"



Order Reference 6 05 10 213 02 6

Diamond Bit-Box

consisting of:
1 quick-change chuck, magnetic with shank 1/4" and 6 diamond coated Bits 1/4" for Phillips screws



Order Reference 6 05 10 213 03 2

Tool Kit

consisting of: 1 quick-change chuck, magnetic with shank 1/4" and 9 different Bits 1/4" for Phillips screws and slotted screws



Order Reference 6 05 10 213 01 0

Bits 1/4" for hexagon socket screws

for cross-slotted screws as per DIN 7962 Form H/Phillips (pack of 2)



size	L mm	Order Reference
1	50	6 05 03 002 01 7
2	50	6 05 03 003 01 1
3	50	6 05 03 005 01 3

Form Z/Pozidriv (pack of 2) extra hard



size	L mm	Order Reference
1	50	6 05 04 101 01 0
2	50	6 05 04 102 01 3
3	50	6 05 04 106 01 2

for hexagon socket screws



SW	size	L mm	Order Reference
3	M 4	50	6 05 02 005 00 3
4	M 5	50	6 05 02 006 00 6
5	M 6	50	6 05 02 007 00 0
6	M 8	50	6 05 02 008 00 8

for hexagon socket screws magnetic



SW	Ø	L mm	Order Reference
5	9	65	6 05 05 001 00 3
5,5	10	65	6 05 05 002 00 6
6	10	65	6 05 05 003 00 0
7	12	65	6 05 05 006 00 5
5/16	13	65	6 05 05 009 00 1
8	13	65	6 05 05 007 00 9
3/8	14	65	6 05 05 010 00 3
10	15	65	6 05 05 008 00 7

for hexagon socket screws magnetic

SW	Ø	L mm	Order Reference
5	9	70	6 05 05 201 00 8
5,5	10	70	6 05 05 202 00 1
6	10	70	6 05 05 203 00 5
7	12	65	6 05 05 206 00 0
5/16	13	65	6 05 05 209 00 6
8	13	65	6 05 05 207 00 4
3/8	14	65	6 05 05 210 00 8
10	15	65	6 05 05 208 00 2

for TORX screws

size	L mm	Order Reference
TX 10	50	6 05 22 001 00 6
TX 15	50	6 05 22 002 00 9
TX 20	50	6 05 22 003 00 3
TX 25	50	6 05 22 004 00 1
TX 30	50	6 05 22 005 00 5
TX 40	50	6 05 22 006 00 8

Tool holder 1/4" external hexagon

1/4" Drive-Hex Socket with spring washer



Ø	L mm	Order Reference
11	42	6 05 10 004 00 5
11	57	6 05 10 001 00 0

with spring washer, magnetic

Ø	L mm	Order Reference
10,5	75	6 05 10 212 00 7
11	45	6 05 10 215 00 3
11	50	6 05 10 211 00 4
11	73	6 05 10 201 00 5

with quick-change chuck



Ø	L mm	Order Reference
15	51	6 05 10 011 00 9

with quick-change chuck, magnetic

Ø	L mm	Order Reference
15	52	6 05 10 213 04 8

Bits 1/4" Hex. socket

for cross-slotted screws as per DIN 7962 Form H/Phillips (pack of 5)



size	L mm	Order Reference
1	25	6 27 12 008 01 9
2	25	6 27 12 009 01 3
2	50	6 27 12 509 01 6
3	25	6 27 12 010 01 5

Form H/Phillips (pack of 5) extra hard

size	L mm	Order Reference
1	25	6 27 12 108 02 4
2	25	6 27 12 109 02 8
3	25	6 27 12 110 02 0
4	32	6 27 12 116 02 1

Form H, Phillips (pack of 2) TDC-diamond-coated



size	L mm	Order Reference
1	32	6 27 12 708 01 1
2	32	6 27 12 709 01 5
3	32	6 27 12 710 01 7

Form Z/Pozidriv (pack of 5)



size	L mm	Order Reference
1	25	6 27 12 011 01 4
2	25	6 27 12 012 01 7
3	25	6 27 12 013 01 1

Form Z/Pozidriv (pack of 5) extra hard

size	L mm	Order Reference
1	25	6 27 12 111 02 9
2	25	6 27 12 112 02 2
3	25	6 27 12 113 02 6
4	32	6 27 12 114 02 4

Form Z/Pozidriv (pack of 2) TDC-diamond-coated



size	L mm	Order Reference
1	32	6 27 12 711 01 6
2	32	6 27 12 712 01 9
3	32	6 27 12 713 01 3


for slotted screws (pack of 5)



size	L mm	Order Reference
0,6 x 3,5	39	6 27 12 301 01 6
0,6 x 4,5	39	6 27 12 317 01 1
0,8 x 4,0	39	6 27 12 318 01 9
0,8 x 5,5	39	6 27 12 302 01 9
1,0 x 5,5	39	6 27 12 319 01 3
1,0 x 6,0	39	6 27 12 303 01 3
1,2 x 6,5	39	6 27 12 320 01 5
1,2 x 8,0	39	6 27 12 307 01 2
1,6 x 8,0	39	6 27 12 315 01 4
1,6 x 10,0	39	6 27 12 321 01 4

for hexagon socket screws 

SW	size	L	Order Reference
		mm	
2,5	M 3	25	6 27 12 017 00 1
3	M 4	25	6 27 12 018 00 9
4	M 5	25	6 27 12 019 00 3
5	M 6	25	6 27 12 020 00 5
6	M 8	25	6 27 12 021 00 4

for TORX screws 

size	L	Order Reference
	mm	
TX 10	26	6 27 12 026 00 6
TX 15	26	6 27 12 027 00 0
TX 20	26	6 27 12 028 00 8
TX 25	26	6 27 12 029 00 2
TX 30	26	6 27 12 031 00 3
TX 40	26	6 27 12 032 00 6

Shaft 1/4" external hexagon

Output 1/4" square socket



L	Order Reference
mm	
50	6 05 13 001 00 4

Hexagon socket tools for shank

1/4" square receiver



SW	Ø	L	Order Reference
	mm	mm	
4	7,5	25	6 20 05 002 00 6
5	8,5	25	6 20 05 004 00 8
5,5	9,0	25	6 20 05 005 00 2
6	10,0	25	6 20 05 006 00 5
1/4"	10,0	25	6 20 05 016 00 4
7	11,0	25	6 20 05 007 00 9
3/16"	12,5	25	6 20 05 018 00 6
8	12,5	25	6 20 05 008 00 7
9	13,5	25	6 20 05 009 00 1
3/8"	15,0	25	6 20 05 017 00 8
10	15,0	25	6 20 05 010 00 3
11	16,0	25	6 20 05 011 00 2
12	17,5	25	6 20 05 012 00 5
13	18,5	25	6 20 05 013 00 9
14	20,0	25	6 20 05 014 00 7

extra hard

SW	Ø	L	Order Reference
	mm	mm	
5,5	9,0	25	6 20 05 105 00 1
7	11,0	25	6 20 05 107 00 8
8	12,5	25	6 20 05 108 00 6
3/8"	15,0	25	6 20 05 111 00 1
10	15,0	25	6 20 05 110 00 2

magnetic

SW	Ø	L	Order Reference
	mm	mm	
5,5	9,0	25	6 20 05 605 00 8
7	11,0	25	6 20 05 607 00 5
8	12,5	25	6 20 05 608 00 3
3/8"	15,0	25	6 20 05 611 00 8
10	15,0	25	6 20 05 610 00 9

for ABS 9**NiCd-Batteries**

9,6 V - 1,4 Ah, 0,45 kg

**Order Reference 9 26 04 067 02 0****NiMH-Batteries**

9,6 V - 2,0 Ah, 0,48 kg

**Order Reference 9 26 04 070 02 4****General accessory****Rapid charger ALG 20**

Charging time approx. 15 to 60 mins depending on battery, power consumption 110 W, charging current max. 4.1 A, weight 1.0 kg, length of cable, 1.9 m, including adaptor for industrial interface (AccuTEC)

**Order Reference 9 26 04 073 01 4****for ABS 12****NiCd-Batteries**

12 V - 2,0 Ah, 0,73 kg

Order Reference 9 26 04 068 02 8**NiMH-Batteries**

12 V - 3,0 Ah, 0,75 kg

Order Reference 9 26 04 071 02 3**for ABS 14/ASB 14****NiCd-Batteries**

14,4 V - 2,0 Ah, 0,84 kg

Order Reference 9 26 04 069 02 2**NiMH-Batteries**

14,4 V - 3,0 Ah, 0,87 kg

Order Reference 9 26 04 072 02 6



■ AccuTEC screwdriver.

The Fein AccuTEC screwdriver has been specially developed for industrial applications. The tool significantly simplifies work in the serial assembly field. In addition to the superb precision with respect to maintaining the required operating speed during hard and soft screwdriving operations, it has excellent ergonomics.

Low weight and perfect balance provided by the central handle ensure easy and fatiguefree ongoing deployment. The patented dual battery positions mean it can be configured to match almost all assembly conditions, and can even be used in confined spaces.





AccuTEC screwdriver up to 3 Nm

ASsm 314-1 b
Increased process control

Order Reference	7 110 91	
Type	ASsm 314-1 b	
Current/Voltages	V	9,6
Max. torque for soft screwdriving operation, approx.	Nm	0,5-3
Speed, no load	R.P.M.	320
Weight with battery	kg	1,2
Chuck	1/4" Ø	

Price includes:
1 battery (800 mAh)

 320

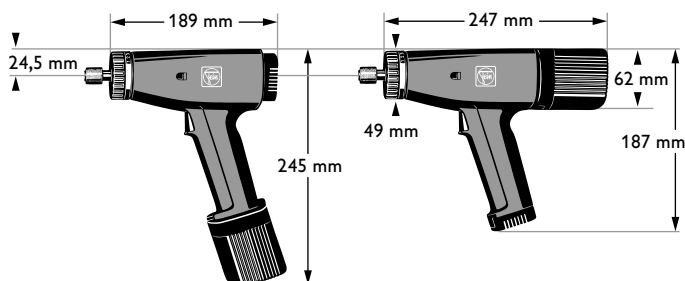
 1,2 kg

AT A GLANCE

Optimized for medium-hard and soft serial fastenings with torque angle adjustment >250°.

- Process optimized with switch-on delay and battery monitor.
- Low weight and perfect weight distribution for fatigue-free working.
- **2 BATTERY POSITIONS** - battery can be connected to 2 different positions for optimum adjustment to the working conditions.
- Easy tool change by means of the quick-change chuck.
- 10 torque settings.
- FEIN storage batteries with high charging capacity yet lightweight.

Also available with integrated illumination:
ASsmi 314-1 b (7 110 92)



Accessories on pages 72/73.



AccuTEC screwdriver up to 6 Nm

ASsm 315-1 c
Increased process control

ASsm 315-1 b
Increased process control

Order Reference Type		7 110 53 ASsm 315-1 c	7 110 55 ASsm 315-1 b
Current/Voltages	V	9,6	9,6
Max. torque for soft screwdriving operation, approx.	Nm	0,5-3	1-6
Speed, no load	R.P.M.	680	320
Weight with battery	kg	1,2	1,2
Chuck		1/4" O	1/4" O

Price includes:
1 battery (800 mAh)

680/320

1,2 kg

AT A GLANCE

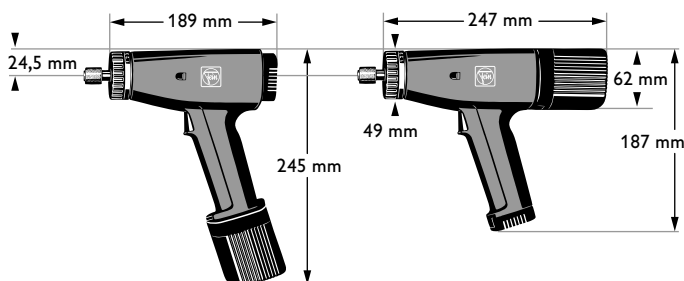
Optimized for medium-hard and soft serial fastenings with torque angle adjustment >250°.

- Process optimized with switch-on delay and battery monitor.
- Low weight and perfect weight distribution for fatigue-free working.
- 2 BATTERY POSITIONS - battery can be connected to 2 different positions for optimum adjustment to the working conditions.
- Easy tool change by means of the quick-change chuck.
- 10 torque settings.
- FEIN storage batteries with high charging capacity yet lightweight.

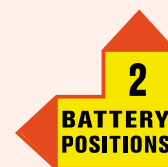
Also available with integrated illumination:

ASsmi 315-1 c (7 110 59)

ASsmi 315-1 b (7 110 57)



Accessories on pages 72/73.




AccuTEC screwdriver up to 7 Nm

ASsm 316-1 b
Increased process control

Order Reference	7 110 84
Type	ASsm 316-1 b
Current/Voltages	V 9,6
Max. torque for soft screwdriving operation, approx.	Nm 1-7
Speed, no load	R.P.M. 450
Weight with battery	kg 1,2
Chuck	1/4" O

Price includes:
1 battery (800 mAh)

 450

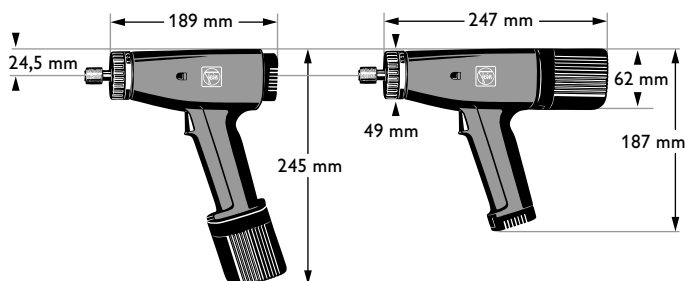
 1,2 kg

AT A GLANCE

Optimized for medium-hard and soft serial fastenings with torque angle adjustment >250°.

- Process optimized with switch-on delay and battery monitor.
- Low weight and perfect weight distribution for fatigue-free working.
- 2 BATTERY POSITIONS - battery can be connected to 2 different positions for optimum adjustment to the working conditions.
- Easy tool change by means of the quick-change chuck.
- 10 torque settings.
- FEIN storage batteries with high charging capacity yet lightweight.

Also available with integrated illumination:
ASsmi 316-1 b (7110 82)





AccuTEC screwdriver up to 6 Nm

ASsm 315 c **ASsm 315 b**
 For medium-hard and soft screwed connections

Order Reference Type		7 110 09 ASsm 315 c	7 110 11 ASsm 315 b
Current/Voltages	V	9,6	9,6
Max. torque for soft screwdriving operation, approx.	Nm	0,5-3	1-6
Speed, no load	R.P.M.	680	320
Weight with battery	kg	1,2	1,2
Chuck		1/4" O	1/4" O

Price includes:
 1 battery (800 mAh)

680/320

1,2 kg

AT A GLANCE

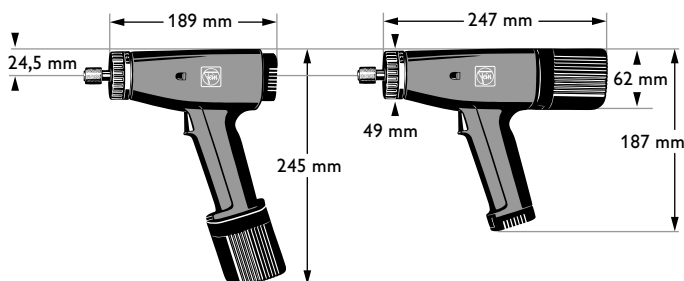
Optimized for medium-hard and soft serial fastenings with torque angle adjustment >250°.

- Low weight and perfect weight distribution for fatigue-free working.
- 2 BATTERY POSITIONS - battery can be connected to 2 different positions for optimum adjustment to the working conditions.
- Easy tool change by means of the quick-change chuck.
- 10 torque settings.
- FEIN storage batteries with high charging capacity yet lightweight.

Also available with integrated illumination:

ASsmi 315 c (7 110 21)

ASsmi 315 b (7 110 19)



Accessories on pages 72/73.





AccuTEC screwdriver up to 7 Nm

ASsm 316 b
For medium-hard and soft screwed connections

Order Reference	7 110 85	
Type	ASsm 316 b	
Current/Voltages	V	9,6
Max. torque for soft screwdriving operation, approx.	Nm	1-7
Speed, no load	R.P.M.	450
Weight with battery	kg	1,2
Chuck	1/4" O	

Price includes:
1 battery (800 mAh)

 450

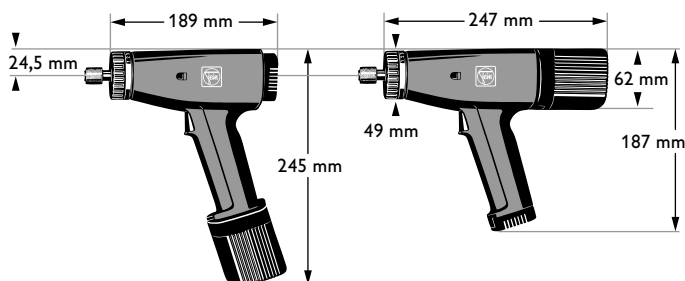
 1,2 kg

AT A GLANCE

Optimized for medium-hard and soft serial fastenings with torque angle adjustment >250°.

- Low weight and perfect weight distribution for fatigue-free working.
- 2 BATTERY POSITIONS - battery can be connected to 2 different positions for optimum adjustment to the working conditions.
- Easy tool change by means of the quick-change chuck.
- 10 torque settings.
- FEIN storage batteries with high charging capacity yet lightweight.

Also available with integrated illumination:
ASsmi 316 b (7 110 86)





680/320

1,3 kg

AccuTEC screwdriver up to 6 Nm

ASsmd 315-1 c **ASsmd 315-1 b**
For soft and hard fastenings, increased process control

Order Reference Type		7 110 66 ASsmd 315-1 c	7 110 67 ASsmd 315-1 b
Current/Voltages	V	9,6	9,6
Max. torque for soft screwdriving operation, approx.	Nm	1-3	1-6
Speed, no load	R.P.M.	680	320
Weight with battery	kg	1,3	1,3
Chuck		1/4" O	1/4" O

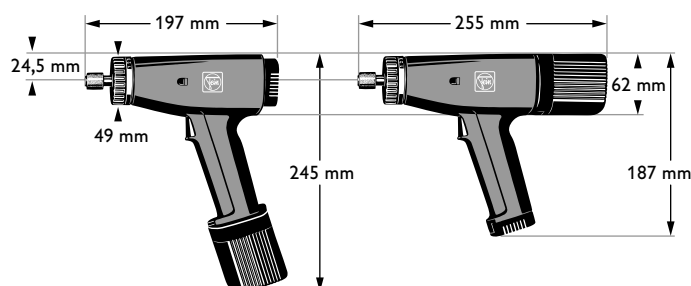
Price includes:
 1 battery (800 mAh)

AT A GLANCE

Checkable ISO 5393 screwdriver with a Cmk value of > 1.67 with a tolerance window • 15% (referred to 6 Sigma).

- Process optimized with switch-on delay and battery monitor.
- Exceptional torque accuracy.
- Low weight and perfect weight distribution for fatigue-free working.
- 2 BATTERY POSITIONS - battery can be connected to 2 different positions for optimum adjustment to the working conditions.
- Soft cut-out with very little hand/arm recoil.
- 10 torque settings.
- Easy tool change by means of the quick-change chuck.
- FEIN storage batteries with high charging capacity yet lightweight.

Also available with integrated illumination:
 ASsmd 315 b (7 110 88)



Accessories on pages 72/73.

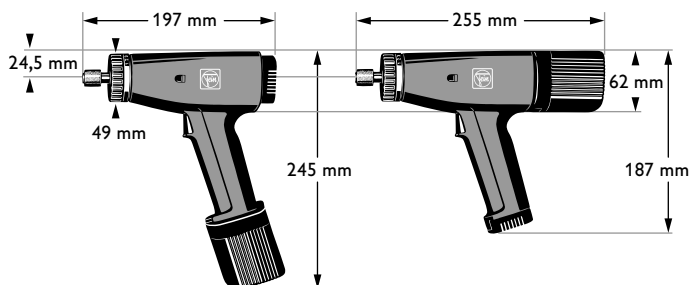


AccuTEC screwdriver up to 7 Nm


ASsmd 316-1 b
For soft and hard fastenings, increased process control

Order Reference	7 110 78	
Type	ASsmd 316-1b	
Current/Voltages	V	9,6
Max. torque for soft screwdriving operation, approx.	Nm	2-7
Speed, no load	R.P.M.	450
Weight with battery	kg	1,3
Chuck		1/4" O

Price includes:
1 battery (800 mAh)



$\frac{x}{min}$ 450

 1,3 kg

AT A GLANCE

Checkable ISO 5393 screwdriver with a Cmk value of > 1.67 with a tolerance window • 15% (referred to 6 Sigma).

- Process optimized with switch-on delay and battery monitor.
- Exceptional torque accuracy.
- Low weight and perfect weight distribution for fatigue-free working.
- 2 BATTERY POSITIONS - battery can be connected to 2 different positions for optimum adjustment to the working conditions.
- Soft cut-out with very little hand/arm recoil.
- 10 torque settings.
- Easy tool change by means of the quick-change chuck.
- FEIN storage batteries with high charging capacity yet lightweight.

Also available with integrated illumination:
ASsmdi 316-1 b (7 110 79)

Accessories on pages 72/73.



AccuTEC screwdriver up to 6 Nm

ASsmd 315 c **ASsmd 315 b**
For soft and hard fastenings

Order Reference Type		7 110 30 ASsmd 315 c	7 110 31 ASsmd 315 b
Current/Voltages	V	9,6	9,6
Max. torque for soft screwdriving operation, approx.	Nm	1-3	1-6
Speed, no load	R.P.M.	680	320
Weight with battery	kg	1,3	1,3
Chuck		1/4" O	1/4" O

Price includes:
 1 battery (800 mAh)

680/320

1,3 kg

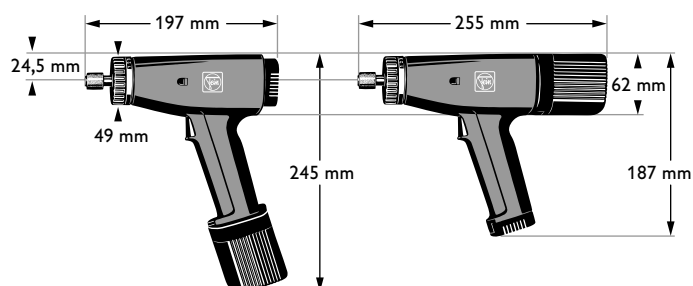
AT A GLANCE

Checkable ISO 5393 screwdriver with a Cm_k value of > 1.67 with a tolerance window • 15% (referred to 6 Sigma).

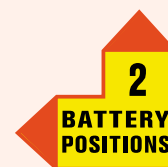
- Exceptional torque accuracy.
- Low weight and perfect weight distribution for fatigue-free working.
- 2 BATTERY POSITIONS - battery can be connected to 2 different positions for optimum adjustment to the working conditions.
- Soft cut-out with very little hand/arm recoil.
- 10 torque settings.
- Easy tool change by means of the quick-change chuck.
- FEIN storage batteries with high charging capacity yet lightweight.

Also available with integrated illumination:

ASsmdi 315-1 c (7 110 69)
 ASsmdi 315-1 b (7 110 72)



Accessories on pages 72/73.

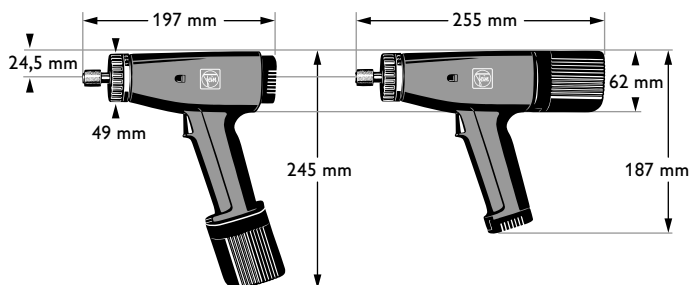


AccuTEC screwdriver up to 7 Nm


ASsmd 316 b
For soft and hard fastenings

Order Reference		7 110 87
Type		ASsmd 316 b
Current/Voltages	V	9,6
Max. torque for soft screwdriving operation, approx.	Nm	2-7
Speed, no load	R.P.M.	450
Weight with battery	kg	1,3
Chuck		1/4" \varnothing

Price includes:
1 battery (800 mAh)



$\frac{x}{min}$ 450

 1,3 kg

AT A GLANCE

Checkable ISO 5393 screwdriver with a Cm_k value of > 1.67 with a tolerance window • 15% (referred to 6 Sigma).

- Exceptional torque accuracy.
- Low weight and perfect weight distribution for fatigue-free working.
- 2 BATTERY POSITIONS - battery can be connected to 2 different positions for optimum adjustment to the working conditions.
- Soft cut-out with very little hand/arm recoil.
- 10 torque settings.
- Easy tool change by means of the quick-change chuck.
- FEIN storage batteries with high charging capacity yet lightweight.

Also available with integral lighting:
ASsmdi 316 b (7 110 88)

Accessories on pages 72/73.



2
BATTERY
POSITIONS



AccuTEC Angle Screwdriver up to 12 Nm

ASsmx 315-1 c **ASsmx 316-1 b**
For soft and medium-hard fastenings, increased process control

300-570

1,2 kg

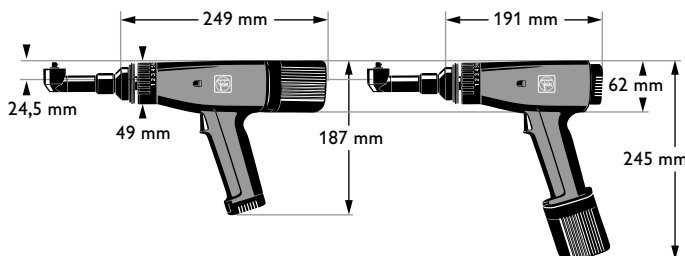
Order Reference Type		7 110 63 ASsmx 315-1 c	7 110 80 ASsmx 316-1 b
Current/Voltages	V	9,6	9,6
Max. torque for soft screwdriving operation, approx.	Nm	0,6-4,5 ¹⁾	1,2-12 ¹⁾
Speed, no load	R.P.M.	450/500/570 ¹⁾	300/350/390 ¹⁾
Weight with battery without angle head	kg	1,2	1,2
Chuck		1/4" \varnothing	1/4" \varnothing

Price includes:
1 battery (800 mAh), 1 adaptor for angle heads

AT A GLANCE

Screwdriver for soft and medium-hard serial fastenings.

- Process optimized with switch-on delay and battery monitor.
- High quality Cleco cross-heads
- 2 BATTERY POSITIONS - battery can be connected to 2 different positions for optimum adjustment to the working conditions.
- Replacable tongues for different depths of work.
- FEIN storage batteries with high charging capacity yet lightweight.



¹⁾ depends on angle head

Accessories on pages 72/73.



AccuTEC Angle Screwdriver up to 12 Nm

ASsmx 316 b

For medium-hard and soft screwed connections

Order Reference	7 110 90	
Type	ASsmx 316 b	
Current/Voltages	V	9,6
Max. torque for soft screwdriving operation, approx.	Nm	1,2-12
Speed, no load	R.P.M.	300/350/390 ¹⁾
Weight with battery without angle head	kg	1,2
Chuck		1/4" O

Price includes:

1 battery (800 mAh), 1 adaptor for angle heads

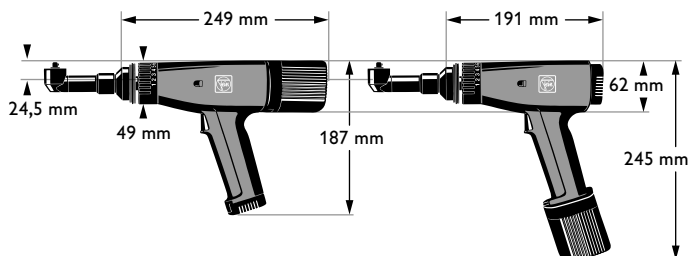
300-390

1,2 kg

AT A GLANCE

Screwdriver for soft and medium-hard serial fastenings.

- High quality Cleco cross-heads
- 2 BATTERY POSITIONS - battery can be connected to 2 different positions for optimum adjustment to the working conditions.
- Replacable tongues for different depths of work.
- FEIN storage batteries with high charging capacity yet lightweight.



¹⁾ depends on angle head

Accessories on pages 72/73.



AccuTEC Torque Wrench up to 16 Nm

ASW 12-16

For soft and hard fastenings, increased process control

Order Reference	7 110 93	7 113 04	7 113 05
Type	ASW 12-16	ASsmx 316-1 b	
2			
Current/Voltages	V 12	12	12
Torque range	Nm 6-16	6-16	6-16
Speed, no load	R.P.M. 300	300	300
Weight with battery	kg 2,1	2,1	2,1
Chuck	3/8" ■	1/4" ■	1/4" ○

Price includes:

1 NiCd battery (2000 mAh)

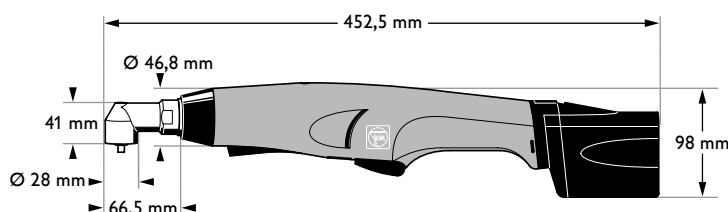
300

2,1 kg


AT A GLANCE

Certified screwdriver, according to ISO 5393, achieves Cmk value of >1,67 at a tolerance • 15% (reverting to 6 Sigma).

- Process optimized with switch-on delay and battery monitor.
- Exceptional torque accuracy.
- Low weight and perfect weight distribution for fatigue-free working.
- Soft cut-out with very little hand/arm recoil.
- Very high operating efficiency.
- FEIN batteries with high loading capacity and low weight.
- Screwdriving point illumination standard
- Gentle start for recoil-free and safe starting.
- Brushless maintenance-free EC motor
- Tongue tools can be used.
- Cross-heads position range of 180°.



Accessories on pages 72/73.

Bits 1/4" for hexagon socket screwsfor cross-slotted screws as per DIN 7962
Form H/Phillips  (pack of 2)


size	L	Order Reference
	mm	
1	50	6 05 03 002 01 7
2	50	6 05 03 003 01 1

Form Z/Pozidriv  (pack of 2)
extra hard

size	L	Order Reference
	mm	
1	50	6 05 04 101 01 0
2	50	6 05 04 102 01 3

for hexagon socket screws 

SW	Ø	L	Order Reference
	mm	mm	
5	9	65	6 05 05 001 00 3
5,5	10	65	6 05 05 002 00 6
6	10	65	6 05 05 003 00 0
7	12	70	6 05 05 005 00 2
8	13	65	6 05 05 007 00 9
10	15	65	6 05 05 008 00 7

for hexagon socket screws  magnetic

SW	Ø	L	Order Reference
	mm	mm	
5	9	70	6 05 05 201 00 8
5,5	10	70	6 05 05 202 00 1
6	10	70	6 05 05 203 00 5
7	12	70	6 05 05 205 00 7
8	13	65	6 05 05 207 00 4
10	15	65	6 05 05 208 00 2

Tool holder 1/4" external hexagon1/4" Drive-Hex. socket
with spring washer

Ø	L	Order Reference
mm	mm	
11	42	6 05 10 004 00 5
11	57	6 05 10 001 00 0


with spring washer, magnetic

Ø	L	Order Reference
mm	mm	
11	73	6 05 10 201 00 5


with quick-change chuck



Ø	L	Order Reference
mm	mm	
15	51	6 05 10 011 00 9

Bits 1/4" Hex. socketfor cross-slotted screws as per DIN 7962
Form H/Phillips  (pack of 5)

size	L	Order Reference
	mm	
1	25	6 27 12 008 01 9
2	25	6 27 12 009 01 3
3	25	6 27 12 010 01 5

Form H/Phillips  (pack of 5) extra hard

size	L	Order Reference
	mm	
1	25	6 27 12 108 02 4
2	25	6 27 12 109 02 8
3	25	6 27 12 110 02 0

Form Z/Pozidriv  (pack of 5)


size	L	Order Reference
	mm	
1	25	6 27 12 011 01 4
2	25	6 27 12 012 01 7
3	25	6 27 12 013 01 1

Form Z/Pozidriv  (pack of 5) extra hard

size	L	Order Reference
	mm	
1	25	6 27 12 111 02 9
2	25	6 27 12 112 02 2
3	25	6 27 12 113 02 6

for hexagon socket screws 

SW	size	L	Order Reference
		mm	
2,5	M 3	25	6 27 12 017 00 1
3	M 4	25	6 27 12 018 00 9
4	M 5	25	6 27 12 019 00 3
5	M 6	25	6 27 12 020 00 5

for TORX screws 

size	L	Order Reference
	mm	
TX 10	26	6 27 12 026 00 6
TX 15	26	6 27 12 027 00 0
TX 20	26	6 27 12 028 00 8
TX 25	26	6 27 12 029 00 2
TX 30	26	6 27 12 031 00 3

Shaft 1/4" external hexagon

1/4" square socket



L	Order Reference
mm	
50	6 05 13 001 00 4

Hexagon socket tools for shank

1/4" square receiver



SW	Ø	L	Order Reference
	mm	mm	
4	7,5	25	6 20 05 002 00 6
5	8,5	25	6 20 05 004 00 8
5,5	9,0	25	6 20 05 005 00 2
6	10,0	25	6 20 05 006 00 5
1/4"	10,0	25	6 20 05 016 00 4
7	11,0	25	6 20 05 007 00 9
5/16"	12,5	25	6 20 05 018 00 6
8	12,5	25	6 20 05 008 00 7
9	13,5	25	6 20 05 009 00 1
3/8"	15,0	25	6 20 05 017 00 8
10	15,0	25	6 20 05 010 00 3
11	16,0	25	6 20 05 011 00 2
12	17,5	25	6 20 05 012 00 5
13	18,5	25	6 20 05 013 00 9
14	20,0	25	6 20 05 014 00 7

extra hard

SW	Ø	L	Order Reference
	mm	mm	
5,5	9,0	25	6 20 05 105 00 1
7	11,0	25	6 20 05 107 00 8
8	12,5	25	6 20 05 108 00 6
3/8"	15,0	25	6 20 05 111 00 1
10	15,0	25	6 20 05 110 00 2

magnetic

SW	Ø	L	Order Reference
	mm	mm	
5,5	9,0	25	6 20 05 605 00 8
7	11,0	25	6 20 05 607 00 5
8	12,5	25	6 20 05 608 00 3
3/8"	15,0	25	6 20 05 611 00 8
10	15,0	25	6 20 05 610 00 9

for ASW 12-16**NiCd-Battery**

12 V, 2 Ah, 0,730 kg

Order Reference 9 26 04 066 02 6**NiMH battery**

12 V, 2,6 Ah, 750 g

Order Reference 9 26 04 079 02 1**Protective cap**

Plastic guard for angle-heads

Order Reference 3 14 28 147 01 5

for ASsmx

Locking ring

Additional cover for the locking ring.

colour	VE	Order Reference
grey	10	3 14 19 070 01 6
black	10	3 14 19 069 01 4

Angle heads

1/4" square socket ■ for ASsmx 315-1c: torque 0,5-3,5 Nm, speed 570/min., for ASsmx 316 b and 316-1b: torque 1,2-7,5 Nm, speed 390/min.



Order Reference 9 01 02 003 02 9

1/4" square socket ■ for ASsmx 315-1c: torque 0,6-4 Nm, speed 500/min. for ASsmx 316 b and 316-1b: torque 1,2-9 Nm, speed 350/min.

Order Reference 9 01 02 004 02 7

1/4" hexagon socket ○ for ASsmx 315-1c: torque 0,6-4 Nm, speed 500/min. for ASsmx 316 b and 316-1b: torque 1,2-9 Nm, speed 350/min.



Order Reference 9 01 02 005 02 1

1/4" square socket ■ for ASsmx 315-1c: torque 0,6-4,5 Nm, speed 450/min., for ASsmx 316 b and 316-1b: torque 1,4-12 Nm, speed 300/min.



Order Reference 9 01 02 006 02 4

1/4" hexagon socket ○ for ASsmx 315-1c: torque 0,6-4,5 Nm, speed 450/min. for ASsmx 316 b and 316-1b: torque 1,4-12 Nm, speed 300/min.



Order Reference 9 01 02 007 02 8

Angle head for tongues

for ASsmx 315-1c: torque 0,6-4 Nm, speed 500/min.



Order Reference 9 01 02 008 02 6

Tongues

fitting angle-head 9 01 02 008 026



SW mm	L mm	Order Reference
7	70	6 27 40 001 01 7
8	70	6 27 40 002 01 0
10	40,5	6 27 40 003 01 4
10	71	6 27 40 004 01 2
13	43	6 27 40 005 01 6

Further accessories

NiCd-Batteries

9,6 V, 0,8 Ah, 0,375 kg



Order Reference 9 26 04 007 02 6

9,6 V, 1,7 Ah, 0,605 kg



Order Reference 9 26 04 030 02 8

NiMH battery

9,6 V, 1,7 Ah, 395 g



Order Reference 9 26 04 080 02 3

Rapid charger ALG 20

Charging time approx. 15 to 60 mins depending on battery, power consumption 110 W, charging current max. 4.1 A, weight 1.0 kg, length of cable, 1.9 m, including adaptor for industrial interface (AccuTEc)



Order Reference 9 26 04 073 01 4

Charging station

For a maximum of eight batteries, charging time approx. 40 to 90 mins depending on battery, power consumption 260 VA, charging current max. 2.5 A, weight 12 kg, cable length 2 m.

Order Reference 9 26 04 027 01 8

For a maximum of four batteries, charging time approx. 40 to 90 mins depending on battery, power consumption 130 VA, charging current max. 2,5 A, weight 6 kg, cable length 2 m.

Order Reference 9 26 04 026 01 4





■ Electric screwdrivers.

FEIN universal screwdrivers.

With the unique FEIN universal clutch, which in the case of the SCU 7-9 is externally adjustable, you are no longer dependent upon a set torque. You control the screwdriving process simply by varying the force of application. You determine the optimum turning torque for the screw in accordance with the material involved and the screw itself. This offers decisive advantages when it comes to screwdriving tasks on materials of differing hardness, e.g. wood.

FEIN Offset Screwdriver.

High-performance offset screwdriver for work on surfaces that are difficult

to reach. Ideal for use with large wood screws, dowel screws, threaded rods, Rampa sleeve couplings and frame dowels, or in short - for all soft-screwdriving operations in confined spaces that nevertheless demand high torque.

FEIN self-drilling screwdrivers.

Specially-designed for working with self-drilling screws. You can work with a torque switch-off or a depth stop, as required. The SCS 6.3-19 T is very quiet and completes every screwdriving operation reliably with a gentle ratcheting. The excellent ergonomics and the low weight make this screwdriver your ideal partner for

roof, wall and cladding applications.

FEIN dry wall construction screwdriver.

The low weight, high speed, extreme robustness and optimum ergonomics with the FEIN kinetic handle equip this screwdriver for continuous applications in the dry wall construction field. Whether with the simple, silent CLIC-STOP clutch (F-Gun 4000, P-Gun 2500) or with the FEIN Universal clutch (U-Gun 4000). The FEIN CLIC-STOP clutch is also in the auto-feed screwdriver (M-Gun 4000), which, weighing only 1.6 kg, it is the lightest autofeed screw guns on the market.



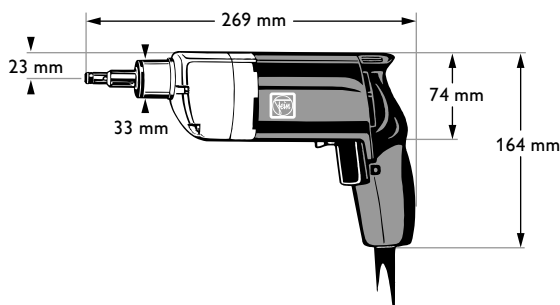
■ Universal Screwdriver up to 6 mm

ASse 636 Kinetik
FEIN electronic

Order Reference	7 210 71	
Type	ASse 636	
Input	W	230
Output	W	125
Speed, full load	R.P.M.	0-450
Speed, no load	R.P.M.	0-800
Max. torque approx. hard base	Nm	12
Cable with plug	m	5
Net weight	kg	1,6
Wood screw Ø	mm	6
Fastening	M	6
Chuck	mm	7 ●

Price includes:

1 bit for Phillips screws size 2 Pozidriv (Form Z), 1 Allen key

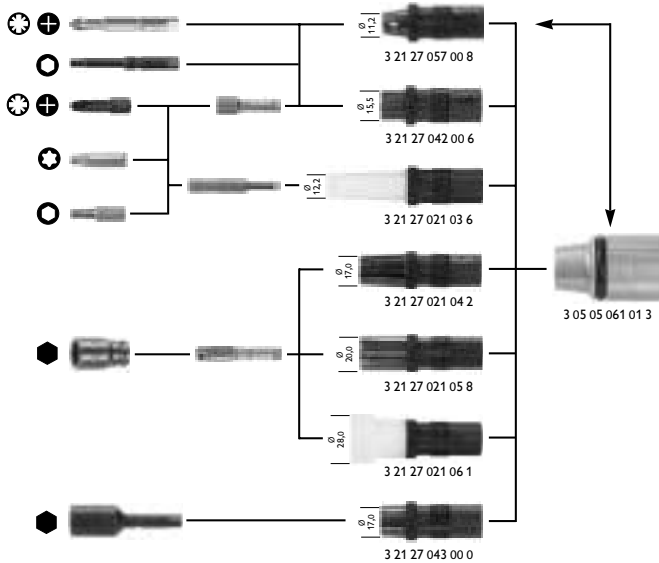


	6 mm		0-800
	230 W		1,6 kg

AT A GLANCE

Universal screwdriver.

- Motor maintains power right to the end of screwdriving operation.
- Optimum screwdriving results with adjustable, force-sensitive FEIN universal clutch.
- Variable electronic speed control for sensitive initial drilling.
- FEIN kinetic handle for fatigue-free an safe working.
- Integral forward/reverse switch for ease of operation.
- Depth stop accessory for precise screw depth settings also available.



Depth stop overview

Whenever the situation allows, the benefits of a depth stop (consisting of a sleeve socket assembly along with a choice of a stop sleeve) should be taken advantage of: exact setting of the driving depth, steady and even rows of screws, no thread stripping or wringing of screws, reduced tool wear.

Tool Kit

consisting of: 1 quick-change chuck with 7 mm Ø round receiver and 9 different bits 1/4" for Phillips and slotted screws

Order Reference 6 01 10 008 03 9

Tools Ø 7 mm with external flat

for cross-slotted screws as per DIN 7962 Form H, Phillips (pack of 2)

size	L mm	Order Reference
1	53	6 01 03 001 01 8
2	53	6 01 03 002 01 1
3	53	6 01 03 003 01 5

Form H, Phillips (pack of 2) extra hard

size	L mm	Order Reference
1	53	6 01 03 101 01 7
2	53	6 01 03 102 01 0
2	70	6 01 03 502 01 4
3	53	6 01 03 103 01 4
3	70	6 01 03 503 01 8

Form Z/Pozidriv (pack of 2)

size	L mm	Order Reference
1	53	6 01 04 001 01 5
2	53	6 01 04 002 01 8
3	53	6 01 04 003 01 2

Form Z/Pozidriv (pack of 2) extra hard

size	L mm	Order Reference
1	53	6 01 04 101 01 4
2	53	6 01 04 102 01 7
2	70	6 01 04 502 01 1
3	53	6 01 04 103 01 1
3	70	6 01 04 503 01 5

for slotted screws (2-pack)

size	L mm	Order Reference
0,6 x 3,5	53	6 01 01 004 01 8
0,6 x 4,5	53	6 01 01 005 01 2
0,8 x 4,0	53	6 01 01 006 01 5
0,8 x 5,5	53	6 01 01 007 01 9
0,8 x 5,5	70	6 01 01 307 01 0
1,0 x 5,5	53	6 01 01 008 01 7
1,2 x 6,5	53	6 01 01 009 01 1
1,2 x 8,0	53	6 01 01 010 01 3
1,2 x 8,0	70	6 01 01 310 01 4
1,6 x 8,0	53	6 01 01 011 01 2
1,6 x 9,0	53	6 01 01 013 01 9

for hexagon socket screws extra hard

SW	Ø mm	L mm	Order Reference
5,5	10	50	6 01 05 106 00 8
7	12	50	6 01 05 107 00 2
5/16"	14	50	6 01 05 104 00 1
8	14	50	6 01 05 108 00 0
3/8"	15	50	6 01 05 110 00 6
10	15	50	6 01 05 109 00 4

for hexagon socket screws extra hard, magnetic

SW	Ø mm	L mm	Order Reference
5,5	10	50	6 01 05 606 00 5
1/4"	12	50	6 01 05 603 00 0
7	12	50	6 01 05 607 00 9
5/16"	14	50	6 01 05 604 00 8
8	14	50	6 01 05 608 00 7
3/8"	15	50	6 01 05 610 00 3
10	15	50	6 01 05 609 00 1

for hexagon socket screws

SW	size	L mm	Order Reference
3	M 4	53	6 01 02 001 00 8
4	M 5	53	6 01 02 002 00 1
5	M 6	53	6 01 02 003 00 5

Extension Ø 7 mm with external flat

for bits Ø 7 mm with external flat

Ø mm	L mm	Order Reference
11,8	165	6 01 13 005 02 2

Tool holder Ø 7 mm with external flat

1/4" Drive-Hex socket with spring washer

Ø mm	L mm	Order Reference
11	39	6 01 10 004 01 8
11	74	6 01 10 002 01 6

with spring washer, magnetic

Ø mm	L mm	Order Reference
11	74	6 01 10 202 01 1
9,7	74	6 01 10 208 01 2
11	44,5	6 01 10 210 01 8

Quick-change chuck

Ø mm	L mm	Order Reference
15	51	6 01 10 008 01 7

quick-change chuck, magnetic

Ø mm	L mm	Order Reference
15	77	6 01 10 209 01 6

Bits 1/4" Hex. socket


for cross-slotted screws as per DIN 7962 Form H/Phillips (pack of 5)

size	L mm	Order Reference
1	25	6 27 12 008 01 9
2	25	6 27 12 009 01 3
3	25	6 27 12 010 01 5

Form H/Phillips (pack of 5) extra hard

size	L	Order Reference
	mm	
1	25	6 27 12 108 02 4
2	25	6 27 12 109 02 8
3	25	6 27 12 110 02 0

Form Z/Pozidriv (pack of 5)




size	L	Order Reference
	mm	
1	25	6 27 12 011 01 4
2	25	6 27 12 012 01 7
3	25	6 27 12 013 01 1

Form Z/Pozidriv (pack of 5) extra hard


size	L	Order Reference
	mm	
1	25	6 27 12 111 02 9
2	25	6 27 12 112 02 2
3	25	6 27 12 113 02 6

for hexagon socket screws



SW	size	L	Order Reference
		mm	
2,5	M 3	25	6 27 12 017 00 1
3	M 4	25	6 27 12 018 00 9
4	M 5	25	6 27 12 019 00 3
5	M 6	25	6 27 12 020 00 5
6	M 8	25	6 27 12 021 00 4

for TORX screws



size	L	Order Reference
	mm	
TX 10	26	6 27 12 026 00 6
TX 15	26	6 27 12 027 00 0
TX 20	26	6 27 12 028 00 8
TX 25	26	6 27 12 029 00 2
TX 30	26	6 27 12 031 00 3

Shaft Ø 7 mm with external flat
Output 1/4" square socket



L	Order Reference
mm	
50	6 01 13 001 00 8
75	6 01 13 004 00 3
100	6 01 13 002 00 1

Hexagon socket tools for shank

1/4" square receiver



SW	Ø	L	Order Reference
	mm	mm	
4	7,5	25	6 20 05 002 00 6
5	8,5	25	6 20 05 004 00 8
5,5	9,0	25	6 20 05 005 00 2
6	10,0	25	6 20 05 006 00 5
1/4"	10,0	25	6 20 05 016 00 4
7	11,0	25	6 20 05 007 00 9
5/16"	12,5	25	6 20 05 018 00 6
8	12,5	25	6 20 05 008 00 7
9	13,5	25	6 20 05 009 00 1
3/8"	15,0	25	6 20 05 017 00 8
10	15,0	25	6 20 05 010 00 3
11	16,0	25	6 20 05 011 00 2
12	17,5	25	6 20 05 012 00 5
13	18,5	25	6 20 05 013 00 9
14	20,0	25	6 20 05 014 00 7

extra hard

SW	Ø	L	Order Reference
	mm	mm	
5,5	9,0	25	6 20 05 105 00 1
7	11,0	25	6 20 05 107 00 8
8	12,5	25	6 20 05 108 00 6
3/8"	15,0	25	6 20 05 111 00 1
10	15,0	25	6 20 05 110 00 2

magnetic

SW	Ø	L	Order Reference
	mm	mm	
5,5	9,0	25	6 20 05 605 00 8
7	11,0	25	6 20 05 607 00 5
8	12,5	25	6 20 05 608 00 3
3/8"	15,0	25	6 20 05 611 00 8
10	15,0	25	6 20 05 610 00 9

Further accessories

Suspension Device
horizontal and vertical

Order Reference 3 21 25 050 00 7

Balancer

Detailed information on the FEIN Balancers can be found in the chapter Accessories / Balancer.



Carrying case
metal
390 x 240 x 110 mm



Order Reference 3 39 01 067 01 3



Spiral cordset

for electric tools with mains connection cables of quality HO 5 RN-F 2x1.



Order Reference 3 07 07 157 01 3



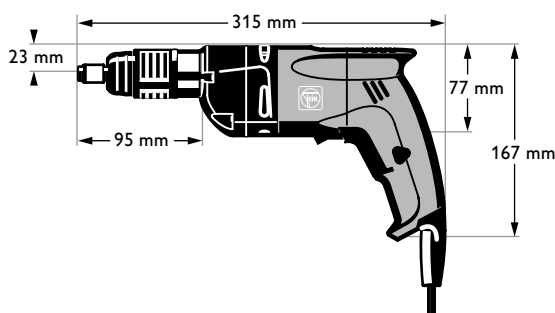
Universal Screwdriver up to 8 mm

SCU 7-9
FEIN HIGH-POWER MOTOR

Order Reference		7 210 94
Type		SCU 7-9
Input	W	400
Output	W	210
Speed, full load	R.P.M.	0-600
Speed, no load	R.P.M.	0-900
Max. torque		
by clutch	Nm	18
with fixed drive	Nm	28
Cable with plug	m	5
Net weight	kg	1,6
Dowel Ø	mm	12
Screw Ø	mm	8
Chuck		1/4" O

Price includes:

1 bit for Phillips screws size 2 Pozidriv (Form Z), 1 additional handle



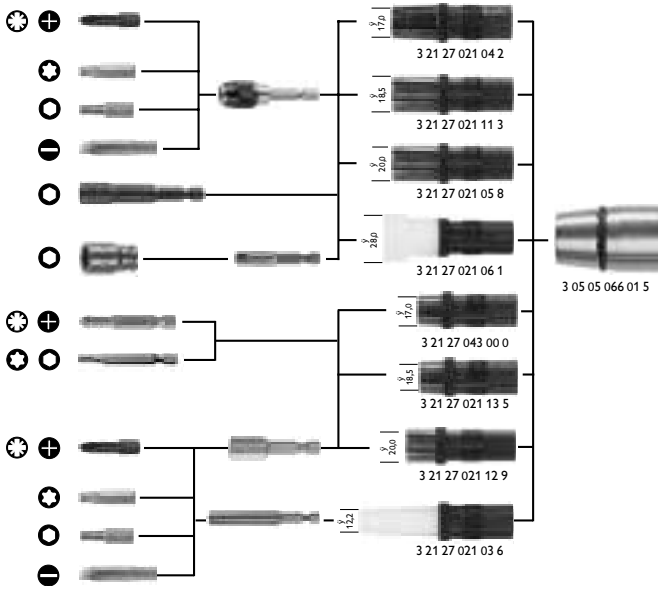
8 mm	0-900
400 W	1,6 kg

AT A GLANCE

Universal screwdriver with adjustable clutch.

- Optimum screwdriving results through force-sensitive, externally-adjustable FEIN universal clutch.
- Can be used for almost every screwdriving application.
- Variable electronic speed control for sensitive initial drilling.
- Rigid punch adjustable for dowel screw processing.
- Excellent ergonomics for fatigue-free and comfortable working.
- Integral forward/reverse switch for ease of operation.
- Depth stop accessory for precise screw depth settings also available.
- High performance HIGH-POWER MOTOR, ensuring powerful screwdriving for the full depth of the screw.

Accessories on page 79.



Depth stop overview

Whenever the situation allows, the benefits of a depth stop (consisting of a sleeve socket assembly along with a choice of a stop sleeve) should be taken advantage of: exact setting of the driving depth, steady and even rows of screws, no tread stripping or wringing of screws, reduced tool wear.



Tool Kit

consisting of: 1 chuck, magnetic, shank 1/4" and 9 various bits 1/4" for cross-slotted and slotted screws



Order Reference 6 05 10 216 01 5

Form Z/Pozidriv (pack of 2) extra hard



size	L	Order Reference
	mm	
1	50	6 05 04 101 01 0
2	50	6 05 04 102 01 3
3	50	6 05 04 106 01 2

for hexagon socket screws



SW	size	L	Order Reference
		mm	
3	M 4	50	6 05 02 005 00 3
4	M 5	50	6 05 02 006 00 6
5	M 6	50	6 05 02 007 00 0
6	M 8	50	6 05 02 008 00 8

for hexagon socket screws



SW	Ø	L	Order Reference
	mm	mm	
7	12	50	6 05 05 013 00 9
5/16	14	50	6 05 05 014 00 7
8	14	50	6 05 05 015 00 1
3/8	16	50	6 05 05 016 00 4
10	16	50	6 05 05 017 00 8

for hexagon socket screws magnetic

SW	Ø	L	Order Reference
	mm	mm	
7	12	50	6 05 05 213 00 4
5/16	14	50	6 05 05 214 00 2
8	14	50	6 05 05 215 00 6
3/8	16	50	6 05 05 216 00 9
10	16	50	6 05 05 217 00 3

for TORX screws

size	L	Order Reference
	mm	
TX 10	50	6 05 22 001 00 6
TX 15	50	6 05 22 002 00 9
TX 20	50	6 05 22 003 00 3
TX 25	50	6 05 22 004 00 1
TX 30	50	6 05 22 005 00 5
TX 40	50	6 05 22 006 00 8

Tool holder 1/4" external hexagon

1/4" Drive Hex. socket with spring washer



Ø	L	Order Reference
mm	mm	
11	42	6 05 10 004 00 5
11	57	6 05 10 001 00 0

with spring washer, magnetic

Ø	L	Order Reference
mm	mm	
10,5	75	6 05 10 212 00 7
10,6	45	6 05 10 215 00 3
11	50	6 05 10 211 00 4
11	73	6 05 10 201 00 5

with quick-change chuck



Ø	L	Order Reference
mm	mm	
15	51	6 05 10 011 00 9

with quick-change chuck, magnetic

Ø	L	Order Reference
mm	mm	
15	52	6 05 10 213 04 8

Diamond Bit-Box

consisting of: 1 chuck, magnetic, shank 1/4" and 6 diamond-coated bits 1/4" for cross-slotted screws



Order Reference 6 05 10 216 03 7

Bits 1/4" for hexagon socket screws

for cross-slotted screws as per DIN 7962 Form H/Phillips (pack of 2)



size	L	Order Reference
	mm	
1	50	6 05 03 002 01 7
2	50	6 05 03 003 01 1
3	50	6 05 03 005 01 3

Bits 1/4" Hex. socket

for cross-slotted screws as per DIN 7962 Form H/Phillips (pack of 5)



size	L	Order Reference
	mm	
1	25	6 27 12 008 01 9
2	25	6 27 12 009 01 3
3	25	6 27 12 010 01 5
2	50	6 27 12 509 01 6

Form H/Phillips (pack of 5) extra hard

size	L	Order Reference
	mm	
1	25	6 27 12 108 02 4
2	25	6 27 12 109 02 8
3	25	6 27 12 110 02 0
4	32	6 27 12 116 02 1

Form H, Phillips (pack of 2) TDC-diamond-coated




size	L	Order Reference
	mm	
1	32	6 27 12 708 01 1
2	32	6 27 12 709 01 5
3	32	6 27 12 710 01 7

Form Z/Pozidriv (pack of 5)



size	L	Order Reference
	mm	
1	25	6 27 12 011 01 4
2	25	6 27 12 012 01 7
3	25	6 27 12 013 01 1

Form Z/Pozidriv  (pack of 5) extra hard

size	L		
	mm	Order Reference	
1	25	6 27 12 111 02 9	
2	25	6 27 12 112 02 2	
3	25	6 27 12 113 02 6	
4	32	6 27 12 114 02 4	


Form Z/Pozidriv  (pack of 2)
TDC-diamond-coated



size	L		
	mm	Order Reference	
1	32	6 27 12 711 01 6	
2	32	6 27 12 712 01 9	
3	32	6 27 12 713 01 3	

for hexagon socket screws 

SW	size	L	
		mm	Order Reference
2,5	M 3	25	6 27 12 017 00 1
3	M 4	25	6 27 12 018 00 9
4	M 5	25	6 27 12 019 00 3
5	M 6	25	6 27 12 020 00 5
6	M 8	25	6 27 12 021 00 4

for TORX screws 

size	L		
	mm	Order Reference	
TX 10	26	6 27 12 026 00 6	
TX 15	26	6 27 12 027 00 0	
TX 20	26	6 27 12 028 00 8	
TX 25	26	6 27 12 029 00 2	
TX 30	26	6 27 12 031 00 3	
TX 40	26	6 27 12 032 00 6	

for slotted screws (pack of 5)



size	L		
mm	mm	Order Reference	
1,0 x 5,5	39	6 27 12 319 01 3	
1,0 x 6,0	39	6 27 12 303 01 3	
1,2 x 6,5	39	6 27 12 320 01 5	
1,2 x 8,0	39	6 27 12 307 01 2	
1,6 x 8,0	39	6 27 12 315 01 4	
1,6 x 10,0	39	6 27 12 321 01 4	

Shaft 1/4" external hexagon

Output 1/4" square socket



L		
mm	Order Reference	
50	6 05 13 001 00 4	

Hexagon socket tools for shank

1/4" square receiver



SW	Ø	L	
	mm	mm	Order Reference
7	11,0	25	6 20 05 007 00 9
5/16"	12,5	25	6 20 05 018 00 6
8	12,5	25	6 20 05 008 00 7
9	13,5	25	6 20 05 009 00 1
3/8"	15,0	25	6 20 05 017 00 8
10	15,0	25	6 20 05 010 00 3
11	16,0	25	6 20 05 011 00 2
12	17,5	25	6 20 05 012 00 5
13	18,5	25	6 20 05 013 00 9
14	20,0	25	6 20 05 014 00 7

extra hard

SW	Ø	L	
	mm	mm	Order Reference
5,5	9,0	25	6 20 05 105 00 1
7	11,0	25	6 20 05 107 00 8
8	12,5	25	6 20 05 108 00 6
3/8"	15,0	25	6 20 05 111 00 1
10	15,0	25	6 20 05 110 00 2

magnetic

SW	Ø	L	
	mm	mm	Order Reference
5,5	9,0	25	6 20 05 605 00 8
7	11,0	25	6 20 05 607 00 5
8	12,5	25	6 20 05 608 00 3
3/8"	15,0	25	6 20 05 611 00 8
10	15,0	25	6 20 05 610 00 9

Further accessories

Suspension

Order Reference **6 39 01 013 01 2**

Balancer

Detailed information on the FEIN Balancers can be found in the chapter Accessories / Balancer.



Carrying case

metal
390 x 240 x 110 mm



Order Reference **3 39 01 067 01 3**



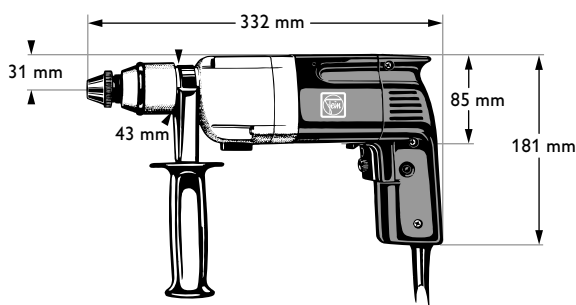
Two-Speed Universal Screwdriver up to 8 mm

DSse 642
FEIN electronic

Order Reference	7 210 58	
Type	DSse 642	
Input	W	600
Output	W	300
Speed, full load	R.P.M.	0-600/0-1800
Speed, no load	R.P.M.	0-900/0-2650
Max. torque approx. hard base	Nm	30
Cable with plug	m	5
Net weight	kg	2,7
Wood screw Ø	mm	8
Fastening		M 8
Self-drilling screw Ø	mm	8
Chuck		5/16" ○

Price includes:

1 depth stop, 1 holder for bits 1/4", 1 bit for Phillips screws size 2 (Form H), 1 additional handle, 1 Allen key



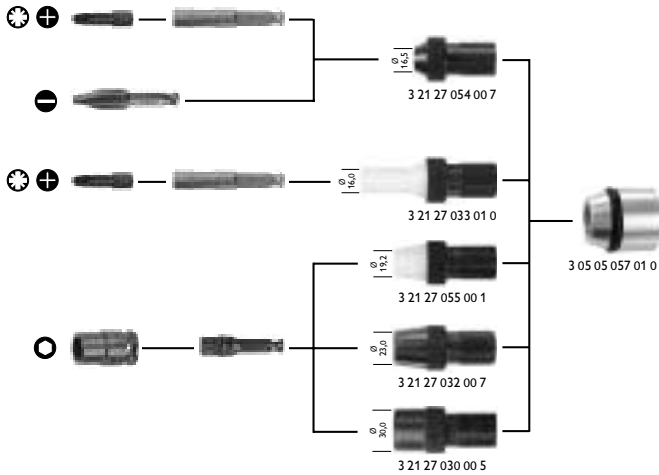
	8 mm		0-2650
	600 W		2,7 kg

AT A GLANCE

High-performance two-speed universal screwdriver.

- Motor maintains power right to the end of screwdriving operation.
- Optimum screwdriving results with adjustable, force-sensitive FEIN universal clutch.
- Mechanical gearbox for adjustment to different screwdriving applications.
- Variable electronic speed control for sensitive initial drilling.
- Integral forward/reverse switch for ease of operation.
- Depth stop accessory for precise screw depth settings also available.

Accessories on page 82.



Depth stop overview

Whenever the situation allows, the benefits of a depth stop (consisting of a sleeve socket assembly along with a choice of a stop sleeve) should be taken advantage of: exact setting of the driving depth, steady and even rows of screws, no tread stripping or wringing of screws, reduced tool wear.

Bits 5/16"

for slotted screws



size	L	Order Reference
	mm	
2,0 x 12	57	6 06 01 002 00 2

Form H/Phillips ⚙ (pack of 5) extra hard



size	L	Order Reference
	mm	
2	25	6 27 12 109 02 8
2	50	6 27 12 509 01 6
3	25	6 27 12 110 02 0
4	32	6 27 12 116 02 1

for slotted screws (pack of 5)



size	L	Order Reference
mm	mm	
1,0 x 5,5	39	6 27 12 319 01 3
1,0 x 6,0	39	6 27 12 303 01 3
1,2 x 6,5	39	6 27 12 320 01 5
1,2 x 8,0	39	6 27 12 307 01 2
1,6 x 8,0	39	6 27 12 315 01 4
1,6 x 10,0	39	6 27 12 321 01 4

Tool holder 5/16" external hexagon

Output 1/4" hexagon socket with spring washer



L	Order Reference
mm	
42	6 06 10 001 00 9
61	6 06 10 002 00 2

Form Z/Pozidriv ⚙ (pack of 5)



size	L	Order Reference
	mm	
2	25	6 27 12 012 01 7
3	25	6 27 12 013 01 1

for hexagon socket screws ⚙



SW	size	L	Order Reference
	mm	mm	
2,5	M 3	25	6 27 12 017 00 1
3	M 4	25	6 27 12 018 00 9
4	M 5	25	6 27 12 019 00 3
5	M 6	25	6 27 12 020 00 5
6	M 8	25	6 27 12 021 00 4

Output 1/4" Drive-Hex. socket with spring washer, magnetic

L	Order Reference
mm	
80	6 06 10 202 00 7

Form Z/Pozidriv ⚙ (pack of 5) extra hard

size	L	Order Reference
	mm	
2	25	6 27 12 112 02 2
3	25	6 27 12 113 02 6
4	32	6 27 12 114 02 4

for TORX screws ⚙



size	L	Order Reference
	mm	
TX 10	26	6 27 12 026 00 6
TX 15	26	6 27 12 027 00 0
TX 20	26	6 27 12 028 00 8
TX 25	26	6 27 12 029 00 2
TX 30	26	6 27 12 031 00 3

Bits 1/4" Hex. socket

for cross-slotted screws as per DIN 7962 Form H/Phillips ⚙ (pack of 5)



size	L	Order Reference
	mm	
2	25	6 27 12 009 01 3
3	25	6 27 12 010 01 5

Hexagon socket tools for shank

3/8" receiver



SW	Ø	L	Order Reference
	mm	mm	
7	12	22	6 21 05 002 00 5
8	13,5	22	6 21 05 003 00 9
9	14,5	22	6 21 05 004 00 7
3/8"	16	22	6 21 05 016 00 3
10	16	22	6 21 05 005 00 1
11	17	22	6 21 05 006 00 4
12	18	22	6 21 05 007 00 8
13	19,5	22	6 21 05 008 00 6
14	21	22	6 21 05 009 00 0
15	22	25	6 21 05 010 00 2
16	-	32	6 21 05 011 00 1
17	25	25	6 21 05 012 00 4
18	-	32	6 21 05 013 00 8
19	27,5	25	6 21 05 014 00 6

extra hard

SW	Ø	L	Order Reference
	mm	mm	
8	13,5	22	6 21 05 101 00 1
10	16	34	6 21 05 102 00 4
3/8"	16	34	6 21 05 103 00 8
7/16"	17	34	6 21 05 104 00 6

extra hard/magnetic

SW	Ø	L	Order Reference
	mm	mm	
8	13,5	34	6 21 05 601 00 8
10	16	34	6 21 05 602 00 1
3/8"	16	34	6 21 05 603 00 5

Shaft 5/16" external hexagon

Output 3/8" ■



L	Order Reference
mm	
50	6 06 13 001 00 3

Further accessories**Balancer**

Detailed information on the FEIN Balancers can be found in the chapter Accessories / Balancer.

**Carrying case**

metal

390 x 240 x 110 mm

**Order Reference 3 39 01 067 01 3****Suspension Device**

horizontal

Order Reference 3 21 25 040 00 8**Spiral cordset**

for electric tools with mains connection cables of quality HO 5 RN-F 2x1.

**Order Reference 3 07 07 157 01 3**



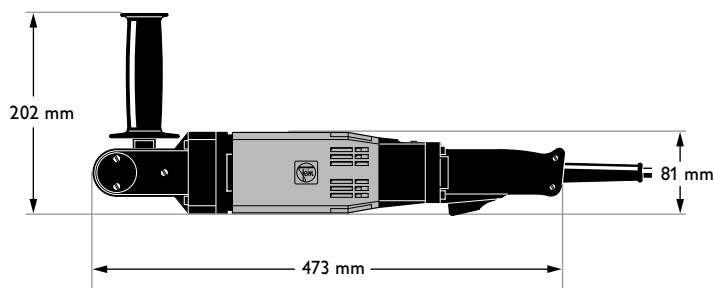
■ MAMMUT Offset Screwdriver up to 16 mm





SCW 16-6

Order Reference		7 210 98
Type		SCW 16-6
Input	W	740
Output	W	450
Speed, full load	R.P.M.	400
Max. torque		
soft screwdriving operation	Nm	70
Cable with plug	m	4
Net weight	kg	3,7
Screw Ø	mm	8-16
Chuck		1/2" ■

Price includes:

1 metal tool case, 1 additional handle,
 1 wrench socket insert each of SW 13, 17, 19,
 with one spacer and bit each on 1/4" and 5/16" hexagonal socket



 16 mm	 400
 740 W	 3,6 kg

AT A GLANCE

High-performance offset screwdriver for working in difficult-to-access areas.

- Extremely high torque for soft screwdriving operations.
- Extremely robust for heavy duty applications.
- Safe working even at highest torque.
- Forward/reverse switch.
- Versatile use with 1/2" square tool holder.
- Becomes high quality hand drill with tool-free addition of removable drill chuck (accessory).

Accessories on page 85.

Hexagon socket tools

with 1/2" square socket for hexagon socket screws



SW	Ø	L	Order Reference
mm	mm	mm	
8	14,5	40	6 22 05 002 00 4
9	16	40	6 22 05 003 00 8
10	17	40	6 22 05 004 00 6
11	18	40	6 22 05 005 00 0
12	19,5	40	6 22 05 006 00 3
13	21	40	6 22 05 007 00 7
14	22	40	6 22 05 008 00 5
16	-	40	6 22 05 010 00 1
17	26	40	6 22 05 011 00 0
18	26	40	6 22 05 012 00 3
19	28,5	40	6 22 05 013 00 7
20	30	40	6 22 05 014 00 5
21	-	40	6 22 05 015 00 9
22	32,5	40	6 22 05 016 00 2
24	35	45	6 22 05 018 00 4
27	38,5	50	6 22 05 021 00 9
30	42,5	50	6 22 05 022 00 2

Long version

SW	Ø	L	Order Reference
mm	mm	mm	
10	17	80	6 22 05 302 00 5
13	21	80	6 22 05 305 00 1
16	-	85	6 22 05 308 00 6
17	26	80	6 22 05 309 00 0
18	-	85	6 22 05 310 00 2
19	28,5	80	6 22 05 311 00 1
21	-	85	6 22 05 313 00 8
22	32,5	85	6 22 05 314 00 6
24	35	85	6 22 05 316 00 3
27	38,5	85	6 22 05 319 00 9

Bits

1/2" inner square socket with exchangeable bits for hexagon socket screws, output 7/16" hexagon socket



SW size	L	Order Reference
mm	mm	
6 M 8	60	6 22 10 008 06 8
8 M 10	60	6 22 10 008 08 0
10 M 12	60	6 22 10 008 09 6
12 M 14	60	6 22 10 008 10 1
14 M 16/18	60	6 22 10 008 11 0
17 M 20/22	60	6 22 10 008 12 6

Removable Bits

7/16" hexagon socket for hexagon socket screws



SW size	L	Order Reference
mm	mm	
6 M 8	35	6 27 14 001 00 4
8 M 10	35	6 27 14 003 00 1
10 M 12	35	6 27 14 004 00 9
12 M 14	35	6 27 14 005 00 3
14 M 16/18	35	6 27 14 006 00 6
17 M 20/22	35	6 27 14 007 00 0

Intermediate piece

with 1/2" inner square, output 5/16" hexagon socket



Order Reference 6 22 10 007 00 4

with 1/2" square socket, drive 1/4" hexagonal socket

Order Reference 6 22 10 010 00 8

Bits 5/16" hexagon insert

for cross-slotted screws as per DIN 7962 Form Phillips extra hard

size	L	Order Reference
mm	mm	
2	32	6 27 13 109 00 4
3	32	6 27 13 110 00 6
4	32	6 27 13 111 00 5

Form Z/Pozidriv

size	L	Order Reference
mm	mm	
2	32	6 27 13 113 00 2
3	32	6 27 13 114 00 0
4	32	6 27 13 115 00 4

for TORX screws

size	L	Order Reference
mm	mm	
TX 30	35	6 27 13 016 00 8
TX 40	35	6 27 13 017 00 2
TX 45	35	6 27 13 018 00 0
TX 50	35	6 27 13 019 00 4

Bits 1/4" hexagon insert

Form H/Phillips (pack of 5) extra hard

size	L	Order Reference
mm	mm	
3	25	6 27 12 110 02 0
4	32	6 27 12 116 02 1

Form Z/Pozidriv (pack of 5) extra hard

size	L	Order Reference
mm	mm	
3	25	6 27 12 113 02 6
4	32	6 27 12 114 02 4

for TORX screws



size	L	Order Reference
mm	mm	
TX 10	26	6 27 12 026 00 6
TX 15	26	6 27 12 027 00 0
TX 20	26	6 27 12 028 00 8
TX 25	26	6 27 12 029 00 2
TX 30	26	6 27 12 031 00 3
TX 40	26	6 27 12 032 00 6

Drill chuck adapter

to accept a B16 drill chuck

Order Reference 6 19 15 003 00 4

Quick-action chuck

form R tip with B16 cone, with chucking power safety device



Chuck op.	Weight	Order Reference
mm	kg	
1-13	0,56	6 32 04 032 00 6



Joint

with 1/2" square socket, output 1/2" outer square



L	Order Reference
mm	
67	6 22 16 001 00 5

Extensions

with 1/2" square socket, output 1/2" outer square



L	Order Reference
mm	
75	6 22 13 001 00 2
125	6 22 13 002 00 5
250	6 22 13 003 00 9

Carrying case

metal
700 x 180 x 100 mm



Order Reference 3 39 01 021 01 1



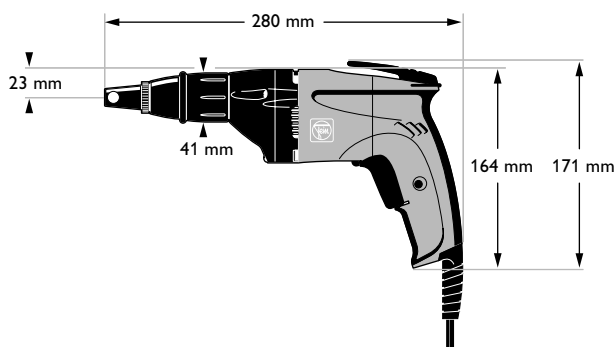
Self-drilling Screwdriver up to 4,8 mm

SCS 4.8-25
FEIN HIGH-POWER MOTOR

Order Reference		7 213 04
Type		SCS 4.8-25
Input	W	450
Output	W	250
Speed, full load	R.P.M.	2000
Speed, no load	R.P.M.	2500
Max. torque	Nm	16
Cable with plug	m	5,0
Net weight	kg	1,3
Screw Ø	mm	4,8
Chuck		
Rapid change chuck		1/4" O

Price includes:

- 1 depth stop, 1 magnetic holder for bits 1/4",
- 1 bit 1/4" for cross-slotted screws size 2 / Phillips (form H) extra hard,
- 1 hand strap, 1 belt clip



4,8 mm	0-2500
450 W	1,3 kg

AT A GLANCE

Screw gun with optimal speed for self-drilling screws.

- One of the lightest screw drills in its class.
- Excellent ergonomics for fatigue-free and comfortable working.
- Adjustable universal clutch for optimum configuration of torque when working without depth stop.
- Power sensitive FEIN universal clutch.
- Relaxed working with practical hand strap.
- Best fastening results, working either with and without depth stop
- Variable electronic speed control for sensitive initial drilling.
- FEIN HIGH-POWER MOTOR with unrivalled performance and stability.

Accessories on page 88.



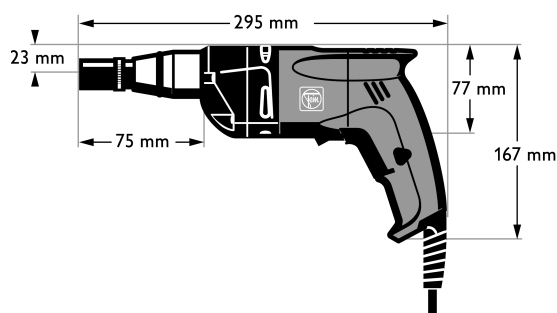
Self-drilling Screwdriver up to 6,3 mm

SCS 6.3-19 T
FEIN HIGH-POWER MOTOR

Order Reference	7 210 97	
Type	SCS 6.3-19 T	
Input	W	400
Output	W	220
Speed, full load	R.P.M.	1300
Speed, no load	R.P.M.	1900
Max. torque	Nm	18
Cable with plug	m	5,0
Net weight	kg	1,6
Screw Ø	mm	6,3
Chuck		
Rapid change chuck		1/4" Ø

Price includes:

1 depth stop, 1 insert for hexagon bolts SW8, 1 hand strap



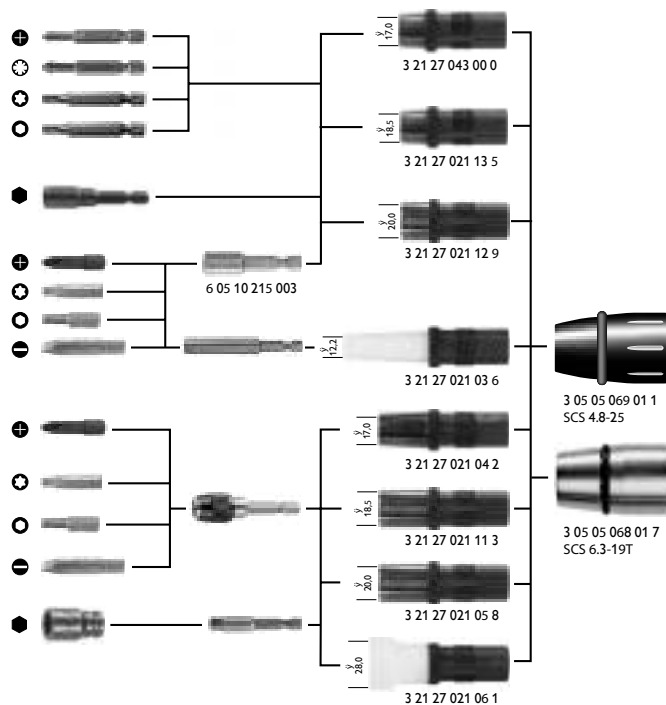
6,3 mm	0-1900
400 W	1,6 kg

AT A GLANCE

Screwdriver with ideal speed for drilling screws.

- Excellent ergonomics for fatigue-free and comfortable working.
- Relaxed working with practical hand strap.
- Variable speed control for sensitive screwdriving.
- FEIN HIGH-POWER MOTOR with unrivalled performance and stability.
- Optimum screwdriving results by means of the depth stop.
- Integral forward/reverse switch for ease of operation.
- Extremely silent usage.

Accessories on page 88.



Depth stop overview

Whenever the situation allows, the benefits of a depth stop (consisting of a sleeve socket assembly along with a choice of a stop sleeve) should be taken advantage of: exact setting of the driving depth, steady and even rows of screws, no tread stripping or wringing of screws, reduced tool wear.

Tek Bit-Box

34 parts, consisting of: 1 chuck, magnetic, shank 1/4", 20 bits for cross-slotted screws size 1-3 form H/form Z, 10 bits for socket Torx screws TX 10, 15, 20, 25, 30, 40 and also 3 magnetic T-handle socket spanner inserts SW 8, 10, 3/8"



Order Reference 6 05 10 216 02 1

for hexagon socket screws

SW	size	L	Order Reference
	mm	mm	
3	M 4	50	6 05 02 005 00 3
4	M 5	50	6 05 02 006 00 6
5	M 6	50	6 05 02 007 00 0
6	M 8	50	6 05 02 008 00 8



SW	Ø	L	Order Reference
	mm	mm	
7	12	50	6 05 05 013 00 9
5/16	14	50	6 05 05 014 00 7
8	14	50	6 05 05 015 00 1
3/8	16	50	6 05 05 016 00 4
10	16	50	6 05 05 017 00 8

for hexagon socket screws

SW	Ø	L	Order Reference
	mm	mm	
7	12	50	6 05 05 213 00 4
5/16	14	50	6 05 05 214 00 2
8	14	50	6 05 05 215 00 6
3/8	16	50	6 05 05 216 00 9
10	16	50	6 05 05 217 00 3

for TORX screws

size	L	Order Reference
	mm	
TX 10	50	6 05 22 001 00 6
TX 15	50	6 05 22 002 00 9
TX 20	50	6 05 22 003 00 3
TX 25	50	6 05 22 004 00 1
TX 30	50	6 05 22 005 00 5
TX 40	50	6 05 22 006 00 8

Bits 1/4" for hexagon socket screws

for cross-slotted screws as per DIN 7962 Form H/Phillips



size	L	Order Reference
	mm	
1	50	6 05 03 002 01 7
2	50	6 05 03 003 01 1
3	50	6 05 03 005 01 3

Form Z/Pozidriv



size	L	Order Reference
	mm	
1	50	6 05 04 101 01 0
2	50	6 05 04 102 01 3
3	50	6 05 04 106 01 2

Tool holder 1/4" external hexagon

1/4" Drive-Hex. socket with spring washer



Ø	L	Order Reference
mm	mm	
11	42	6 05 10 004 00 5
11	57	6 05 10 001 00 0

with spring washer, magnetic

Ø	L	Order Reference
mm	mm	
10,5	75	6 05 10 212 00 7
10,6	45	6 05 10 215 00 3
11	50	6 05 10 211 00 4
11	73	6 05 10 201 00 5

with quick-change chuck



Ø	L	Order Reference
mm	mm	
15	51	6 05 10 011 00 9

with quick-change chuck, magnetic

Ø	L	Order Reference
mm	mm	
15	52	6 05 10 213 04 8

Bits 1/4" Hex. socket

for cross-slotted screws as per DIN 7962 Form H/Phillips



size	L	Order Reference
	mm	
1	25	6 27 12 008 01 9
2	25	6 27 12 009 01 3
3	25	6 27 12 010 01 5
2	50	6 27 12 509 01 6

Form H/Phillips

size	L	Order Reference
	mm	
1	25	6 27 12 108 02 4
2	25	6 27 12 109 02 8
3	25	6 27 12 110 02 0
4	32	6 27 12 116 02 1

Form H, Phillips



size	L	Order Reference
	mm	
1	32	6 27 12 708 01 1
2	32	6 27 12 709 01 5
3	32	6 27 12 710 01 7

Form Z/Pozidriv (pack of 5)



size	L	Order Reference
	mm	
1	25	6 27 12 011 01 4
2	25	6 27 12 012 01 7
3	25	6 27 12 013 01 1

Form Z/Pozidriv (pack of 5) extra hard

size	L	Order Reference
	mm	
1	25	6 27 12 111 02 9
2	25	6 27 12 112 02 2
3	25	6 27 12 113 02 6
4	32	6 27 12 114 02 4

Form Z/Pozidriv (pack of 2) TDC-diamond-coated



size	L	Order Reference
	mm	
1	32	6 27 12 711 01 6
2	32	6 27 12 712 01 9
3	32	6 27 12 713 01 3

for hexagon socket screws



SW	size	L	Order Reference
		mm	
2,5	M 3	25	6 27 12 017 00 1
3	M 4	25	6 27 12 018 00 9
4	M 5	25	6 27 12 019 00 3
5	M 6	25	6 27 12 020 00 5
6	M 8	25	6 27 12 021 00 4

for TORX screws



size	L	Order Reference
	mm	
TX 10	26	6 27 12 026 00 6
TX 15	26	6 27 12 027 00 0
TX 20	26	6 27 12 028 00 8
TX 25	26	6 27 12 029 00 2
TX 30	26	6 27 12 031 00 3
TX 40	26	6 27 12 032 00 6

for slotted screws (pack of 5)



size	L	Order Reference
mm	mm	
1,0 x 5,5	39	6 27 12 319 01 3
1,0 x 6,0	39	6 27 12 303 01 3
1,2 x 6,5	39	6 27 12 320 01 5
1,2 x 8,0	39	6 27 12 307 01 2
1,6 x 8,0	39	6 27 12 315 01 4
1,6 x 10,0	39	6 27 12 321 01 4

Shaft 1/4" external hexagon

Output 1/4" square socket



L	Order Reference
mm	
50	6 05 13 001 00 4

Hexagon socket tools for shank

1/4" square receiver



SW	Ø	L	Order Reference
	mm	mm	
7	11,0	25	6 20 05 007 00 9
3/16"	12,5	25	6 20 05 018 00 6
8	12,5	25	6 20 05 008 00 7
9	13,5	25	6 20 05 009 00 1
3/8"	15,0	25	6 20 05 017 00 8
10	15,0	25	6 20 05 010 00 3
11	16,0	25	6 20 05 011 00 2
12	17,5	25	6 20 05 012 00 5
13	18,5	25	6 20 05 013 00 9
14	20,0	25	6 20 05 014 00 7

extra hard

SW	Ø	L	Order Reference
	mm	mm	
5,5	9,0	25	6 20 05 105 00 1
7	11,0	25	6 20 05 107 00 8
8	12,5	25	6 20 05 108 00 6
3/8"	15,0	25	6 20 05 111 00 1
10	15,0	25	6 20 05 110 00 2

magnetic

SW	Ø	L	Order Reference
	mm	mm	
5,5	9,0	25	6 20 05 605 00 8
7	11,0	25	6 20 05 607 00 5
8	12,5	25	6 20 05 608 00 3
3/8"	15,0	25	6 20 05 611 00 8
10	15,0	25	6 20 05 610 00 9

Further accessories

Carrying case





metal
390 x 240 x 110 mm



Order Reference **3 39 01 067 01 3**





	5,0 mm		0-4000
	450 W		1,3 kg

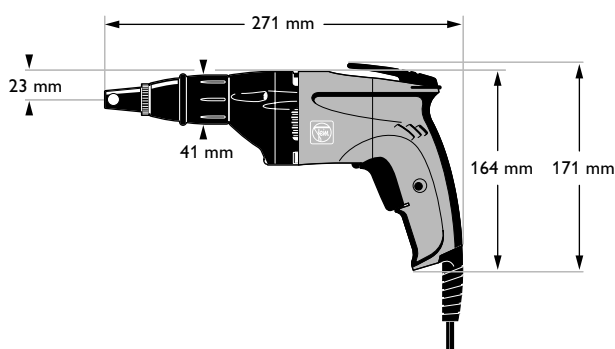
■ Dry wall screw gun, F-Gun 4000 up to 5 mm

SCT 5-40
FEIN HIGH-POWER-MOTOR, FEIN electronic, CLIC-STOP

Order Reference	7 213 01	
Type	SCT 5-40 "F-Gun 4000"	
Input	W	450
Output	W	250
Speed, full load	R.P.M.	0-2700
Speed, no load	R.P.M.	0-4000
Max. torque	Nm	12
Cable with plug	m	5
Net weight	kg	1,3
Screw Ø	mm	5,0
Chuck	mm	1/4" ○

Price includes:

1 hand strap, 1 belt clip, 1 depth stop, dust-proof protection, 1 magnetic holder for bits 1/4", 1 bit 1/4" size 2 / Phillips (form H), extra-hard, with dust-protection ring



AT A GLANCE

Professional screw guns for drywall and interior work with quiet stopping feature.

- One of the lightest professional screw guns in its class.
- Market-leading ergonomics with FEIN Sensitive Handle.
- Relaxed working with practical hand strap.
- Patented FEIN CLIC-STOP clutch
- Simple-to-adjust and replaceable depth stop.
- Stop sleeve with dust-proof protection.
- Point placement accuracy with infinitely variable electronic speed setting.
- Rapid changeover to collated strips.
- FEIN HIGH-POWER MOTOR with unrivalled performance and stability.

Accessories on page 94.



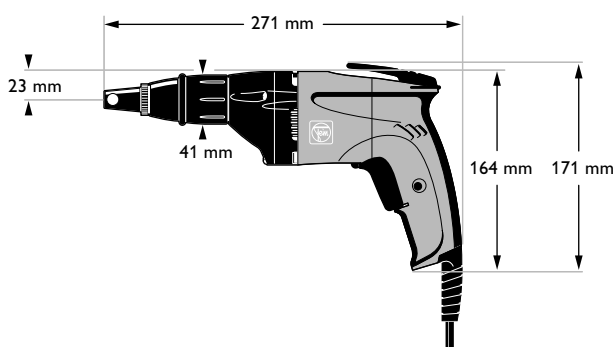
■ Dry wall screw gun "U-Gun 4000" up to 5 mm

SCT 5-40 U
FEIN HIGH-POWER MOTOR

Order Reference		7 213 02
Type		SCT 5-40 U "U-Gun 4000"
Input	W	450
Output	W	250
Speed, full load	R.P.M.	0-2700
Speed, no load	R.P.M.	0-4000
Max. torque	Nm	12
Cable with plug	m	5
Net weight	kg	1,3
Screw Ø	mm	5,0
Chuck	mm	1/4" ○

Price includes:

1 hand strap, 1 belt clip, 1 depth stop, dust-proof protection, 1 magnetic holder for bits 1/4", 1 bit 1/4" size 2 / Phillips (form H), extra-hard, with dust-protection ring



	5,0 mm		0-4000
	450 W		1,3 kg

AT A GLANCE

Professional screw guns for drywall and interior work with smooth ratchet clutch.

- One of the lightest professional screw guns in its class.
- Market-leading ergonomics with FEIN Sensitive Handle.
- Relaxed working with practical hand strap.
- Adjustable universal clutch for optimum configuration of torque when working without depth stop.
- Simple-to-adjust and replaceable depth stop.
- For work with and without depth stop.
- Stop sleeve with dust-proof protection.
- Point placement accuracy with infinitely variable electronic speed setting.
- Rapid changeover to collated strips.
- FEIN HIGH-POWER MOTOR with unrivalled performance and stability.

Accessories on page 94.







Autofeed screwdriver, up to 5 mm

SCT 5-40 M
FEIN HIGH-POWER-MOTOR, CLIC-STOP, QuickIN, FEIN electronic

Order Reference		7 213 06 50
Type		SCT 5-40 M "M-Gun 4000"
Input	W	450
Output	W	250
Speed, full load	R.P.M.	0-2700
Speed, no load	R.P.M.	0-4000
Max. torque	Nm	12
Cable with plug	m	5
Net weight	kg	1,6
Screw Ø	mm	5,0
Screw length	mm	25 - 55
Rapid change chuck	mm	1/4" Ø

Price includes:

1 hand strap, 1 belt clip, 1 bit 1/4" size 2 / Phillips (form H), long

 5,0 mm	 0-4000
 450 W	 1,6 kg

AT A GLANCE

Autofeed screwdriver for Drywall and Interior Work.

- QuickIN for tool-free removal collated strips, setting of screw length and driving depth as well as quick cleaning.
- Lightest autofeed screwdriver on the market.
- Market-leading ergonomics with FEIN Sensitive Handle.
- Relaxed working with practical hand strap.
- Patented screw transport system.
- Anti-slippage surface for accurate placement on smooth surfaces.
- Ideally suited for single-hand use.
- Patented FEIN CLIC-STOP clutch for quiet stops.
- Infinitely variable electronic speed setting.
- FEIN HIGH-POWER MOTOR with unrivalled performance and stability.

Accessories on page 94.



	6,0 mm		0-2500
	450 W		1,3 kg

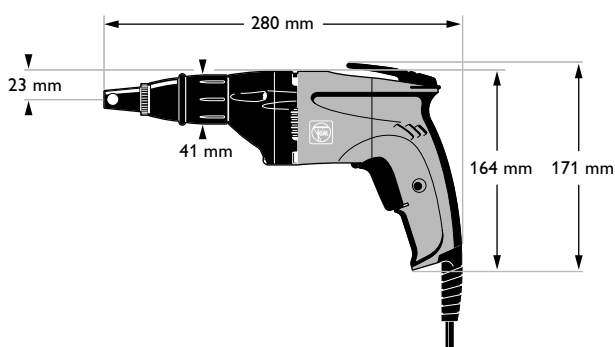
■ Dry wall screw gun "P-Gun 2500", up to 6 mm

SCT 6-25
FEIN HIGH-POWER-MOTOR, FEIN electronic, CLIC-STOP

Order Reference	7 213 03		
Type	SCT 6-25 "P-Gun 2500"		
Input	W	450	
Output	W	250	
Speed, full load	R.P.M.	0-2000	
Speed, no load	R.P.M.	0-2500	
Max. torque	Nm	16	
Cable with plug	m	5	
Net weight	kg	1,3	
Screw Ø	mm	6,0	
Chuck	mm	1/4" Ø	

Price includes:

1 hand strap, 1 belt clip, 1 depth stop, dust-proof protection, 1 magnetic holder for bits 1/4", 1 bit 1/4" size 2 / Phillips (form H), extra-hard, with dust-protection ring

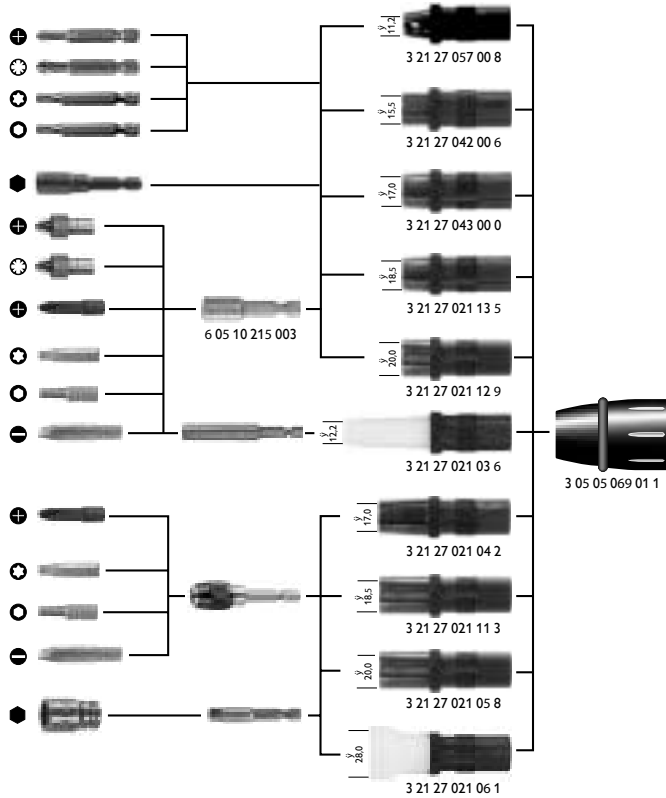


AT A GLANCE

Powerful professional screw gun for drywall, interior, and joinery work.

- One of the lightest professional screw guns in its class.
- Market-leading ergonomics with FEIN Sensitive Handle.
- Relaxed working with practical hand strap.
- Patented FEIN CLIC-STOP clutch for quiet stops.
- Simple-to-adjust and replaceable depth stop for precise fastening work.
- Stop sleeve with dust-proof protection.
- Point placement accuracy with infinitely variable electronic speed setting.
- Rapid changeover to collated strips.
- FEIN HIGH-POWER MOTOR with unrivalled performance and stability.

Accessories on page 94.



Depth stop overview

Whenever the situation allows, the benefits of a depth stop (consisting of a sleeve socket assembly along with a choice of a stop sleeve) should be taken advantage of: exact setting of the driving depth, steady and even rows of screws, no tread stripping or wringing of screws, reduced tool wear.

Tool Kit

consisting of: 1 chuck, magnetic, shank 1/4" and 9 various bits 1/4" for cross-slotted and slotted screws



Order Reference 6 05 10 216 01 5

Form Z/Pozidriv (pack of 2) extra hard



size	L	Order Reference
	mm	
1	50	6 05 04 101 01 0
2	50	6 05 04 102 01 3
3	50	6 05 04 106 01 2

for hexagon socket screws



SW	size	L	Order Reference
	mm	mm	
3	M 4	50	6 05 02 005 00 3
4	M 5	50	6 05 02 006 00 6
5	M 6	50	6 05 02 007 00 0
6	M 8	50	6 05 02 008 00 8

for hexagon socket screws



SW	Ø	L	Order Reference
	mm	mm	
5,5	10	50	6 05 05 011 00 2
1/4"	12	50	6 05 05 012 00 5
7	12	50	6 05 05 013 00 9
5/16	14	50	6 05 05 014 00 7
8	14	50	6 05 05 015 00 1
3/8	16	50	6 05 05 016 00 4
10	16	50	6 05 05 017 00 8

Diamond Bit-Box

consisting of: 1 chuck, magnetic, shank 1/4" and 6 diamond-coated bits 1/4" for cross-slotted screws



Order Reference 6 05 10 216 03 7

Bits 1/4" for hexagon socket screws

for cross-slotted screws as per DIN 7962 Form H/Phillips (pack of 2)



size	L	Order Reference
	mm	
1	50	6 05 03 002 01 7
2	50	6 05 03 003 01 1
3	50	6 05 03 005 01 3

for hexagon socket screws magnetic

SW	Ø	L	Order Reference
	mm	mm	
5,5	10	50	6 05 05 211 00 7
1/4"	12	50	6 05 05 212 00 0
7	12	50	6 05 05 213 00 4
5/16	14	50	6 05 05 214 00 2
8	14	50	6 05 05 215 00 6
3/8	16	50	6 05 05 216 00 9
10	16	50	6 05 05 217 00 3

for TORX screws

size	L	Order Reference
	mm	
TX 10	50	6 05 22 001 00 6
TX 15	50	6 05 22 002 00 9
TX 20	50	6 05 22 003 00 3
TX 25	50	6 05 22 004 00 1
TX 30	50	6 05 22 005 00 5
TX 40	50	6 05 22 006 00 8

Tool holder 1/4" external hexagon

1/4" Drive-Hex socket with spring washer



Ø	L	Order Reference
mm	mm	
11	42	6 05 10 004 00 5
11	57	6 05 10 001 00 0

with spring washer, magnetic

Ø	L	Order Reference
mm	mm	
10,5	75	6 05 10 212 00 7
10,6	45	6 05 10 215 00 3
11	50	6 05 10 211 00 4
11	73	6 05 10 201 00 5

with quick-change chuck



Ø	L	Order Reference
mm	mm	
15	51	6 05 10 011 00 9

with quick-change chuck, magnetic

Ø	L	Order Reference
mm	mm	
15	52	6 05 10 213 04 8

Bits 1/4" Hex. socket

for cross-slotted screws as per DIN 7962 Form H/Phillips (pack of 5)




size	L	Order Reference
	mm	
1	25	6 27 12 008 01 9
2	25	6 27 12 009 01 3
3	25	6 27 12 010 01 5
2	50	6 27 12 509 01 6

Form H/Phillips (pack of 5) extra hard


size	L	Order Reference
	mm	
1	25	6 27 12 108 02 4
2	25	6 27 12 109 02 8
3	25	6 27 12 110 02 0
4	32	6 27 12 116 02 1

Form H/Phillips (pack of 5) extra hard, with dust protection ring




size	L	Order Reference
	mm	
2	25	6 27 12 109 03 4

Form H, Phillips (pack of 2) TDC-diamond-coated



size	L	Order Reference
	mm	
1	32	6 27 12 708 01 1
2	32	6 27 12 709 01 5
3	32	6 27 12 710 01 7

Form Z/Pozidriv (pack of 5)




size	L	Order Reference
	mm	
1	25	6 27 12 011 01 4
2	25	6 27 12 012 01 7
3	25	6 27 12 013 01 1

Form Z/Pozidriv (pack of 5) extra hard


size	L	Order Reference
	mm	
1	25	6 27 12 111 02 9
2	25	6 27 12 112 02 2
3	25	6 27 12 113 02 6

Form Z, Pozidriv (pack of 2) extra hard, with dust protection ring




size	L	Order Reference
	mm	
2	25	6 27 12 112 03 8

Form Z/Pozidriv (pack of 2) TDC-diamond-coated




size	L	Order Reference
	mm	
1	32	6 27 12 711 01 6
2	32	6 27 12 712 01 9
3	32	6 27 12 713 01 3

for hexagon socket screws




SW	size	L	Order Reference
		mm	
2,5	M 3	25	6 27 12 017 00 1
3	M 4	25	6 27 12 018 00 9
4	M 5	25	6 27 12 019 00 3
5	M 6	25	6 27 12 020 00 5
6	M 8	25	6 27 12 021 00 4

for TORX screws




size	L	Order Reference
	mm	
TX 10	26	6 27 12 026 00 6
TX 15	26	6 27 12 027 00 0
TX 20	26	6 27 12 028 00 8
TX 25	26	6 27 12 029 00 2
TX 30	26	6 27 12 031 00 3

Shaft Ø 7 mm with external flat
Output 1/4" square socket



L	Order Reference
mm	
50	6 01 13 001 00 8
100	6 01 13 002 00 1


Hexagon socket tools for shank
1/4" square receiver



SW	Ø	L	Order Reference
	mm	mm	
7	11,0	25	6 20 05 007 00 9
5/16"	12,5	25	6 20 05 018 00 6
8	12,5	25	6 20 05 008 00 7
9	13,5	25	6 20 05 009 00 1
3/8"	15,0	25	6 20 05 017 00 8
10	15,0	25	6 20 05 010 00 3


Special Accessories for SCT 5-40 M

High-speed construction screws
Collated strips with 50 screws each, Ph 2, oiled, 1000 screws total
Fine-pitch screw for fastening drywall to metal substructures, countersunk head, Ø 8 mm




Ø	L	Order Reference
mm	mm	
3,9	35	6 39 01 030 01 4

Coarse-pitch screw for fastening drywall to wood substructures, countersunk head, Ø 8 mm




Ø	L	Order Reference
mm	mm	
3,9	30	6 39 01 031 01 3
3,9	35	6 39 01 032 01 6
3,9	45	6 39 01 033 01 0

Double threaded with milled rib for fastening Fermacell panels to metal or wood substructures.



Ø	L	Order Reference
mm	mm	
3,9	30	6 39 01 034 01 8

Double threaded with milled rib for wood substructures.



Ø	L	Order Reference
mm	mm	
4,2	35	6 39 01 035 01 2

Collated strip cartridge
For collated screws of 25 to 55mm length and max.Ø5 mm, tool-free changeover, weight 0.4kg. Optimally suited for attaching to FEIN screw guns SCT 5-40/5-40 U and SCT 6-25.



Order Reference 9 01 04 003 01 1



Case for collated strips
for safe storage and transport of collated screw gun strips.

Order Reference 3 39 01 109 01 0

System extension
Length 600mm

Order Reference 9 01 04 004 01 9

Bits 1/4" hexagon insert
Form H/ Phillips , size 2

Order Reference 6 05 03 306 00 8

Form Z/Pozidriv , size 2;

Order Reference 6 05 04 502 00 8

Further accessories

Carrying case
metal
390 x 240 x 110 mm



Order Reference 3 39 01 067 01 3

plastic
305 x 265 x 90 mm








Order Reference 3 39 01 065 00 7



■ Screwdriver up to 5 mm

ASsde 630
FEIN electronic

 5 mm	 0-1250
 150 W	 1,1 kg

Order Reference	7 212 12	
Type	ASsde 630	
Input	W	150
Output	W	57
Speed, full load	R.P.M.	0-720
Speed, no load	R.P.M.	0-1250
Max. torque		
approx. hard base	Nm	0,6-6,5
Cable with plug	m	2,5
Net weight	kg	1,1
Screw Ø	mm	5
Chuck	mm	7 

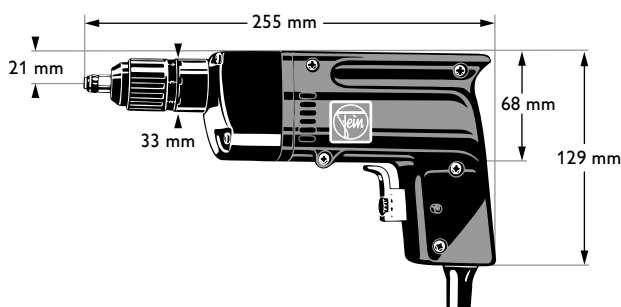
Price includes:

1 insert for cross-slotted screws size 2 / Phillips (Form H)

AT A GLANCE

Lighter and more compact power screwdriver for metal screwdriving and plastic screw fittings.

- Small, light, handy for screw connections in large quantities
- Dual coupling adjustable from the exterior in 2 x 16 stages, for precise torque setting.
- Variable electronic speed control for sensitive initial drilling.
- Corner width only 21 mm for working at difficult-to-reach areas.



Accessories on page 97.

Tool Kit

consisting of: 1 quick-change chuck with 7 mm Ø round receiver and 9 different bits 1/4" for Phillips and slotted screws

Order Reference 6 01 10 008 03 9

Bits

for cross-slotted screws as per DIN 7962 Form H, Phillips (pack of 2)



size	L	Order Reference
	mm	
1	53	6 01 03 001 01 8
2	53	6 01 03 002 01 1

Form H, Phillips (pack of 2) extra hard

size	L	Order Reference
	mm	
1	53	6 01 03 101 01 7
2	53	6 01 03 102 01 0
2	70	6 01 03 502 01 4

Form Z/Pozidriv (pack of 2)



size	L	Order Reference
	mm	
1	53	6 01 04 001 01 5
2	53	6 01 04 002 01 8

Form Z/Pozidriv (pack of 2) extra hard

size	L	Order Reference
	mm	
1	53	6 01 04 101 01 4
2	53	6 01 04 102 01 7
2	70	6 01 04 502 01 1

for slotted screws (2-pack)



size	L	Order Reference
mm	mm	
0,6 x 3,5	53	6 01 01 004 01 8
0,6 x 4,5	53	6 01 01 005 01 2
0,8 x 4,0	53	6 01 01 006 01 5
0,8 x 5,5	53	6 01 01 007 01 9
0,8 x 5,5	70	6 01 01 307 01 0
1,0 x 5,5	53	6 01 01 008 01 7
1,2 x 6,5	53	6 01 01 009 01 1
1,2 x 8,0	53	6 01 01 010 01 3
1,2 x 8,0	70	6 01 01 310 01 4

for hexagon socket screws



SW	size	L	Order Reference
		mm	
3	M 4	53	6 01 02 001 00 8
4	M 5	53	6 01 02 002 00 1

for hexagon socket screws extra hard



SW	Ø	L	Order Reference
	mm	mm	
5,5	10	50	6 01 05 106 00 8
7	12	50	6 01 05 107 00 2
8	14	50	6 01 05 108 00 0

for hexagon socket screws extra hard, magnetic

SW	Ø	L	Order Reference
	mm	mm	
5,5	10	50	6 01 05 606 00 5
1/4"	12	50	6 01 05 603 00 0
7	12	50	6 01 05 607 00 9
8	14	50	6 01 05 608 00 7

Tool holder Ø 7 mm with external flat

1/4" Drive-Hex socket with spring washer



Ø	L	Order Reference
mm	mm	
11	39	6 01 10 004 01 8
11	74	6 01 10 002 01 6

with spring washer, magnetic



Ø	L	Order Reference
mm	mm	
9,7	74	6 01 10 208 01 2
11	44,5	6 01 10 210 01 8
11	74	6 01 10 202 01 1

Quick-change chuck



Ø	L	Order Reference
mm	mm	
15	51	6 01 10 008 01 7

quick-change chuck, magnetic

Ø	L	Order Reference
mm	mm	
15	77	6 01 10 209 01 6

Bits 1/4" hexagon insert

for cross-slotted screws as per DIN 7962 Form H/Phillips (pack of 5)



size	L	Order Reference
	mm	
1	25	6 27 12 008 01 9
2	25	6 27 12 009 01 3

Form H/Phillips (pack of 5) extra hard

size	L	Order Reference
	mm	
1	25	6 27 12 108 02 4
2	25	6 27 12 109 02 8

Form Z/Pozidriv (pack of 5)



size	L	Order Reference
	mm	
1	25	6 27 12 011 01 4
2	25	6 27 12 012 01 7

Form Z/Pozidriv (pack of 5) extra hard

size	L	Order Reference
	mm	
1	25	6 27 12 111 02 9
2	25	6 27 12 112 02 2

for hexagon socket screws



SW	size	L	Order Reference
		mm	
2,5	M 3	25	6 27 12 017 00 1
3	M 4	25	6 27 12 018 00 9
4	M 5	25	6 27 12 019 00 3

for TORX screws



size	L	Order Reference
	mm	
TX 10	26	6 27 12 026 00 6
TX 15	26	6 27 12 027 00 0
TX 20	26	6 27 12 028 00 8

Shaft Ø 7 mm with external flat

Output 1/4" square socket



L	Order Reference
mm	
50	6 01 13 001 00 8
100	6 01 13 002 00 1

Hexagon socket tools for shank

1/4" square receiver



SW	Ø	L	Order Reference
	mm	mm	
4	7,5	25	6 20 05 002 00 6
5	8,5	25	6 20 05 004 00 8
5,5	9,0	25	6 20 05 005 00 2
6	10,0	25	6 20 05 006 00 5
7	11,0	25	6 20 05 007 00 9
1/4"	10,0	25	6 20 05 016 00 4
7	11,0	25	6 20 05 007 00 9
5/16"	12,5	25	6 20 05 018 00 6
8	12,5	25	6 20 05 008 00 7

extra hard

SW	Ø	L	Order Reference
	mm	mm	
5,5	9,0	25	6 20 05 105 00 1
7	11,0	25	6 20 05 107 00 8
8	12,5	25	6 20 05 108 00 6

magnetic

SW	Ø	L	Order Reference
	mm	mm	
5,5	9,0	25	6 20 05 605 00 8
7	11,0	25	6 20 05 607 00 5
8	12,5	25	6 20 05 608 00 3

Further accessories**Balancer**

Detailed information on the FEIN Balancers can be found in the chapter Accessories / Balancer.

**Carrying case**

metal
390 x 240 x 110 mm



Order Reference 3 39 01 067 01 3

plastic
305 x 265 x 90 mm



Order Reference 3 39 01 065 00 7

Suspension Device

horizontal

Order Reference 3 21 25 040 00 8

vertical

Order Reference 3 21 25 047 00 3

Spiral cordset

for electric tools with mains connection
cables of quality HO 5 RN-F 2x1.



Order Reference 3 07 07 157 01 3



■ Using impact wrenches.

FEIN impact wrenches are available with and without electronic controls as well as with FEIN external torque settings. Maximum torque ranges from 100 Nm to 700 Nm.

Without the aid of any electronic controls the torque builds up to its full strength in approx. 5 seconds. In other words, the impact duration for a single wrench action is limited to this period of time. Impact wrenches

with electronic controls, which hold the speed at various levels, are recommended for varying torque.

The FEIN controls provide the most reliable and efficient operation. The tool automatically cuts out when the pre-set torque value is reached.

A torque guide is provided on the following pages, showing the maximum pretension forces and torque for each bolt strength grade. A table

listing all FEIN impact wrenches according to individual bolt type (according to bolt strength grades and screw diameters) is also given.

Torque Guideline Table.

For bolts with thread DIN 13 and of various sizes and strength classed acc. to DIN 267. The choice of impact wrench depends on the task and bolt type. The correct tool should be determined by experimentation. The tightening torque stated for each

impact wrench are guideline values which may be considerably influenced by thread friction, friction between bolt head and contact surface, the elasticity (spring effect) of the parts being fastened, and the level of wear to the tool inserts and square drive.

Impact duration of 5 seconds is usually sufficient to reach the maximum torque.

Choosing the Right Impact Wrench.

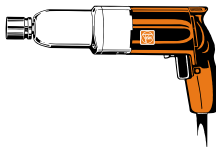
Hard screwdriving operation

Elastic screw connections

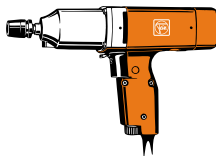
Standard-strength bolts

Specifically of Quality Class 5.8

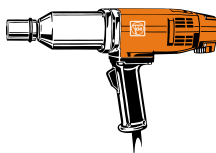
ASb 636
ASb 636-EC 2
 Tool mount: 1/2" ■
 Md max. = 100 Nm



ASbe 642
 Tool mount: 1/2" ■
 Md max. = 200 Nm



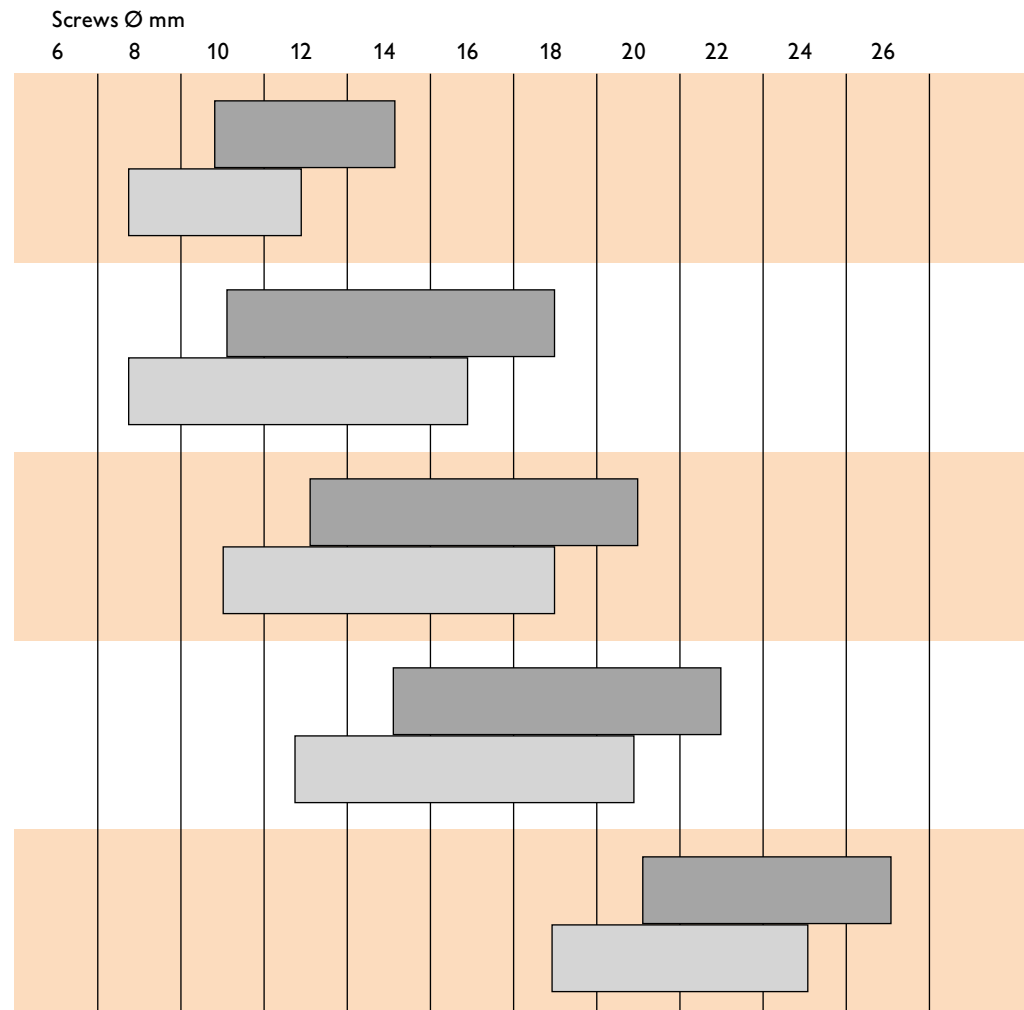

ASb 647-1
ASbe 647-1
ASb 647-1-EC 2
 Tool mount: 3/4" ■
 Md max. = 250 Nm



ASb 648
ASbe 648
ASb 648-EC 2
 Tool mount: 3/4" ■
 Md max. = 400 Nm



ASb 658-1
ASb 658-1-EC 2
 Tool mount: 1" ■
 Md max. = 700 Nm



Md = Running-down torque

Commercial Screws	Screw																		
	M 2	M 2,3	M 2,6	M 3	M 3,5	M 4	M 5	M 6	M 8	M 10	M 12	M 14	M 16	M 18	M 20	M 22	M 24	M 27	M 30
4.6 (4 D)	A 250	370	470	640	850	1100	1810	2540	4680	7470	10900	15000	20700	25100	32400	40500	57800	76000	92000
	B 0,1	0,2	0,2	0,4	0,6	0,8	1,6	3,0	7,5	14,0	25,0	39,0	60,0	83,0	120,0	160,0	191,0	280,0	380,0
4.8 (4 S)	A 390	560	710	970	1300	1680	2760	3880	7140	11400	16600	22800	31600	38300	49300	61800	83300	111000	156300
	B 0,1	0,3	0,4	0,6	0,9	1,3	2,5	4,5	11,0	22,0	37,0	60,0	90,0	125,0	180,0	245,0	330,0	440,0	620,0
5.6 (5 D)	A 340	490	630	850	1140	1470	2420	3400	6250	9970	14500	20000	27600	33500	43100	54100	77100	101500	122000
	B 0,1	0,2	0,3	0,5	0,7	1,1	2,2	4,0	10,0	19,0	33,0	52,0	80,0	110,0	160,0	210,0	255,0	370,0	510,0
5.8 (5 S)	A 480	700	890	1210	1630	2100	3440	4850	8930	14200	20800	28800	39500	47800	61600	77300	124000	148000	180000
	B 0,2	0,3	0,5	0,7	1,1	1,6	3,1	5,5	14,0	27,0	47,0	75,0	115,0	160,0	220,0	305,0	410,0	540,0	750,0

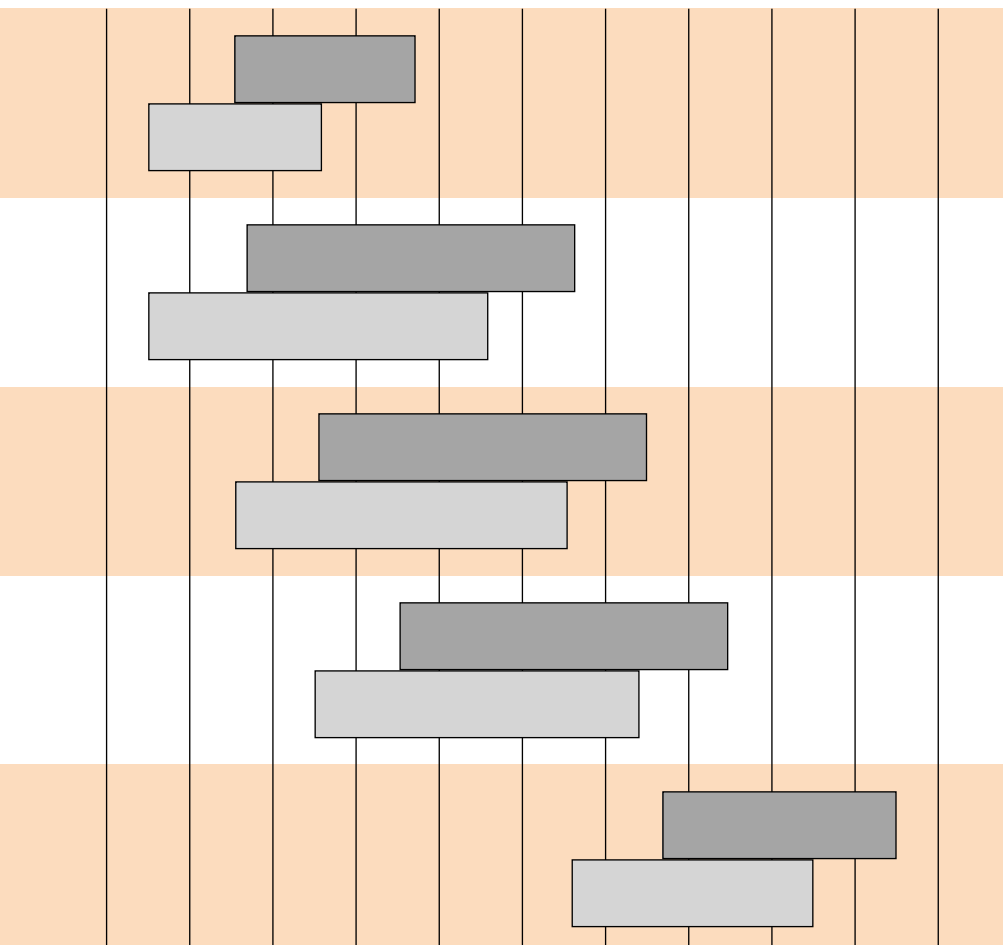
High-tensile Bolts																			
	8.8 (8 G)	A 770	1120	1430	1940	2600	3360	5500	7750	14300	22800	33200	45600	63100	76500	98500	123700	176000	232000
	B 0,3	0,5	0,7	1,1	1,7	2,6	5,0	9,0	22,0	44,0	75,0	120,0	185,0	250,0	360,0	490,0	580,0	850,0	1160,0
10.9 (10 K)	A 1080	1570	2010	2730	3660	4730	7750	10900	20100	32000	46800	64200	88800	107700	138600	174000	248000	326000	396000
	B 0,4	0,7	1,0	1,6	2,5	3,7	7,5	12,5	31,0	62,0	105,0	170,0	260,0	360,0	510,0	690,0	820,0	1210,0	1640,0
12.9 (10 K)	A 1300	1880	2410	3280	4400	5670	9300	13100	24100	38500	56000	77000	106500	129200	166200	208800	297000	390000	475000
	B 0,5	0,8	1,2	1,9	3,0	4,5	9,0	15,0	38,0	74,0	125,0	200,0	310,0	430,0	600,0	825,0	980,0	1450,0	1970,0

A = max. preloading N; B = max. torque Nm; μ total = 0,125



Screws Ø mm

6 8 10 12 14 16 18 20 22 24 26



High-tensile bolts

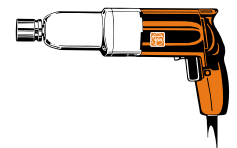
Specifically of Quality Class 8.8

ASb 636

ASb 636-EC 2

Tool mount: 1/2" ■

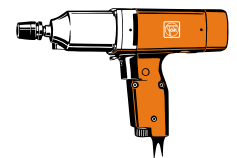
Md max. = 100 Nm



ASbe 642

Tool mount: 1/2" ■

Md max. = 200 Nm



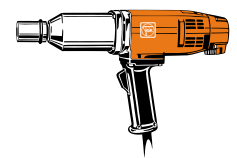
ASb 647-1

ASbe 647-1

ASb 647-1-EC 2

Tool mount: 3/4" ■

Md max. = 250 Nm



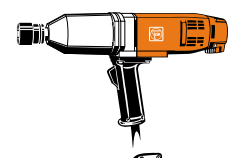
ASb 648

ASbe 648

ASb 648-EC 2

Tool mount: 3/4" ■

Md max. = 400 Nm

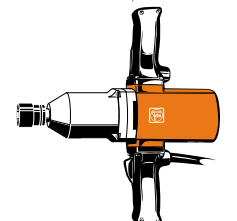


ASb 658-1

ASb 658-1-EC 2

Tool mount: 1" ■

Md max. = 700 Nm



Md = Running-down torque

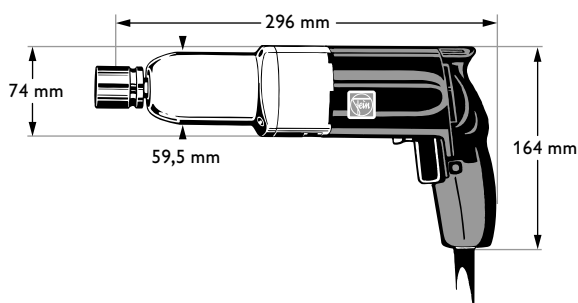


Drive Impact Wrenches up to M 14

ASb 636 Kinetik

ASb 636-EC 2 Kinetik
FEIN controls

Order Reference		7 215 29	7 215 30
Type		ASb 636	ASb 636-EC 2
Input	W	230 ¹⁾	230 ¹⁾
Output	W	125	125
Speed, no load	R.P.M.	1350	1350
Impacts	R.P.M.	1700	1700
Max. torque approx. hard base	Nm	100	60-100
Cable with plug	m	4	6,5
Net weight	kg	2,2	2,2
Fastening	from M	8 (⁵ / ₁₆ "	8 (⁵ / ₁₆ "
	to M	14 (⁹ / ₁₆ "	14 (⁹ / ₁₆ "
Chuck		1/2" ■	1/2" ■



M 14	1350
230 V	2,2 kg

AT A GLANCE

Lightweight impact wrench up to 100 Nm.

- FEIN kinetic handle for fatigue-free an safe working.
- FEIN impact system for recoil-free working.
- Integral forward/reverse switch for ease of operation.

for ASb 636-EC 2:

- Repeat-precise torque settings with FEIN controls.
- Available 230 V only.

¹⁾ 2/8 min.

Accessories on page 103.

Hexagon socket tools

with 1/2" square socket for hexagon socket screws



SW	Ø	L	Order Reference
mm	mm	mm	
8	14,5	40	6 22 05 002 00 4
9	16	40	6 22 05 003 00 8
10	17	40	6 22 05 004 00 6
11	18	40	6 22 05 005 00 0
12	19,5	40	6 22 05 006 00 3
13	21	40	6 22 05 007 00 7
14	22	40	6 22 05 008 00 5
16	-	40	6 22 05 010 00 1
17	26	40	6 22 05 011 00 0
18	26	40	6 22 05 012 00 3
19	28,5	40	6 22 05 013 00 7
20	30	40	6 22 05 014 00 5
21	-	40	6 22 05 015 00 9
22	32,5	40	6 22 05 016 00 2

Long version

SW	Ø	L	Order Reference
mm	mm	mm	
10	17	80	6 22 05 302 00 5
13	21	80	6 22 05 305 00 1
16	-	85	6 22 05 308 00 6
17	26	80	6 22 05 309 00 0
18	-	85	6 22 05 310 00 2
19	28,5	80	6 22 05 311 00 1
21	-	85	6 22 05 313 00 8
22	32,5	85	6 22 05 314 00 6

Socket for stay bolts

with 1/2" square socket



	L	Order Reference
	mm	
M 8	78	6 22 19 002 07 9
M 10	79	6 22 19 002 09 1
M 12	81	6 22 19 002 10 6
M 14	82	6 22 19 002 12 1

Bits

1/2" inner square socket with exchangeable bits for hexagon socket screws, output 7/16" hexagon socket



SW	size	L	Order Reference
		mm	
6	M 8	60	6 22 10 008 06 8
8	M 10	60	6 22 10 008 08 0
10	M 12	60	6 22 10 008 09 6
12	M 14	60	6 22 10 008 10 1

Removable Bits

7/16" hexagon socket for hexagon socket screws



SW	size	L	Order Reference
		mm	
6	M 8	35	6 27 14 001 00 4
8	M 10	35	6 27 14 003 00 1
10	M 12	35	6 27 14 004 00 9
12	M 14	35	6 27 14 005 00 3

Bits

with 1/2" inner square, output 5/16" hexagon socket



size	L	Order Reference
	mm	
3	57,1	6 22 10 007 01 3
4	57,1	6 22 10 007 02 9

Removable Bits

for Phillips screws DIN 7962 5/16" hexagon socket Form H Phillips, Form H Phillips



size	L	Order Reference
	mm	
3	32	6 27 13 010 00 7

Bits 5/16" hexagon insert

for cross-slotted screws as per DIN 7962 Form Phillips extra hard

size	L	Order Reference
	mm	
3	32	6 27 13 110 00 6
4	32	6 27 13 111 00 5

Joint

with 1/2" square socket, output 1/2" outer square



L	Order Reference
mm	
67	6 22 16 001 00 5

Extensions

with 1/2" square socket, output 1/2" outer square



L	Order Reference
mm	
75	6 22 13 001 00 2
125	6 22 13 002 00 5
250	6 22 13 003 00 9

Intermediate piece

with 1/2" inner square, output 5/16" hexagon socket



Order Reference 6 22 10 007 00 4

with 1/2" square socket, drive 11 mm hexagon socket



Order Reference 6 22 10 009 01 5

Further accessories

Spiral cordset

for electric tools with mains connection cables of quality HO 5 RN-F 2x1.



Order Reference 3 07 07 157 01 3

Suspension Device

horizontal and vertical

Order Reference 3 21 25 050 00 7

Balancer

Detailed information on the FEIN Balancers can be found in the chapter Accessories / Balancer.



Carrying case

metal
390 x 240 x 110 mm



Order Reference 3 39 01 067 01 3



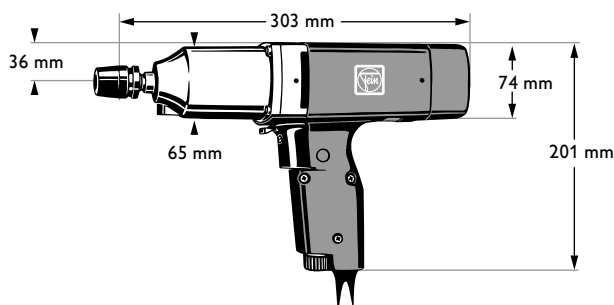
Drive Impact Wrench up to M 18





ASbe 642
FEIN electronic

Order Reference		7 215 28
Type		ASbe 642
Input	W	400 ¹⁾
Output	W	210
Speed, no load	R.P.M.	1000-1550
Impacts	R.P.M.	1200-2000
Max. torque approx. hard base	Nm	26-200
Cable with plug	m	4
Net weight	kg	3,1
Fastening	from M	8 (5/16")
	to M	18 (3/4")
Chuck		1/2" ■

Price includes:

1 additional handle, 1 metal tool case



 M 18	 1000-1550
 400 W	 3,1 kg

AT A GLANCE

Impact wrench with mid-mounted handle from 26 to 200 Nm.

- FEIN impact system for recoil-free working.
- Integral forward/reverse switch for ease of operation.
- Pre-selected torque with electronic speed setting.

1) 2/8 min.

Accessories on page 105.

Hexagon socket tools

with 1/2" square socket for hexagon socket screws



SW	Ø	L	Order Reference
mm	mm	mm	
8	14,5	40	6 22 05 002 00 4
9	16	40	6 22 05 003 00 8
10	17	40	6 22 05 004 00 6
11	18	40	6 22 05 005 00 0
12	19,5	40	6 22 05 006 00 3
13	21	40	6 22 05 007 00 7
14	22	40	6 22 05 008 00 5
16	-	40	6 22 05 010 00 1
17	26	40	6 22 05 011 00 0
18	26	40	6 22 05 012 00 3
19	28,5	40	6 22 05 013 00 7
20	30	40	6 22 05 014 00 5
21	-	40	6 22 05 015 00 9
22	32,5	40	6 22 05 016 00 2
24	35	45	6 22 05 018 00 4
27	38,5	50	6 22 05 021 00 9
30	42,5	50	6 22 05 022 00 2

Long version

SW	Ø	L	Order Reference
mm	mm	mm	
10	17	80	6 22 05 302 00 5
13	21	80	6 22 05 305 00 1
16	-	85	6 22 05 308 00 6
17	26	80	6 22 05 309 00 0
18	-	85	6 22 05 310 00 2
19	28,5	80	6 22 05 311 00 1
21	-	85	6 22 05 313 00 8
22	32,5	85	6 22 05 314 00 6
24	35	85	6 22 05 316 00 3
27	38,5	85	6 22 05 319 00 9

Socket for stay bolts

with 1/2" square socket



L	Order Reference	
mm		
M 8	78	6 22 19 002 07 9
M 10	79	6 22 19 002 09 1
M 12	81	6 22 19 002 10 6
M 14	82	6 22 19 002 12 1
M 16	84	6 22 19 002 14 3
M 18	86	6 22 19 002 16 2

Bits

1/2" inner square socket with exchangeable bits for hexagon socket screws, output 7/16" hexagon socket



SW size	L	Order Reference
	mm	
6 M 8	60	6 22 10 008 06 8
8 M 10	60	6 22 10 008 08 0
10 M 12	60	6 22 10 008 09 6
12 M 14	60	6 22 10 008 10 1
14 M 16/18	60	6 22 10 008 11 0
17 M 20/22	60	6 22 10 008 12 6

Removable Bits

7/16" hexagon socket for hexagon socket screws



SW size	L	Order Reference
	mm	
6 M 8	35	6 27 14 001 00 4
8 M 10	35	6 27 14 003 00 1
10 M 12	35	6 27 14 004 00 9
12 M 14	35	6 27 14 005 00 3
14 M 16/18	35	6 27 14 006 00 6
17 M 20/22	35	6 27 14 007 00 0

Bits

with 1/2" inner square, output 5/16" hexagon socket



size	L	Order Reference
	mm	
3	57,1	6 22 10 007 01 3
4	57,1	6 22 10 007 02 9

Removable Bits

for Phillips screws DIN 7962 5/16" hexagon socket Form H Phillips



size	L	Order Reference
	mm	
3	32	6 27 13 010 00 7

Bits 5/16" hexagon insert

for cross-slotted screws as per DIN 7962 Form Phillips extra hard

size	L	Order Reference
	mm	
3	32	6 27 13 110 00 6
4	32	6 27 13 111 00 5

Joint

with 1/2" square socket, output 1/2" outer square



L	Order Reference
mm	
67	6 22 16 001 00 5

Extensions

with 1/2" square socket, output 1/2" outer square



L	Order Reference
mm	
75	6 22 13 001 00 2
125	6 22 13 002 00 5
250	6 22 13 003 00 9

Intermediate piece

with 1/2" inner square, output 5/16" hexagon socket



Order Reference	6 22 10 007 00 4
-----------------	------------------

with 1/2" square socket, drive 11 mm hexagon socket



Order Reference	6 22 10 009 01 5
-----------------	------------------

Further accessories

Suspension Device

horizontal and vertical

Order Reference 3 21 25 041 00 7

Balancer

Detailed information on the FEIN Balancers can be found in the chapter Accessories / Balancer.





Drive Impact Wrenches up to M 20

ASb 647-1

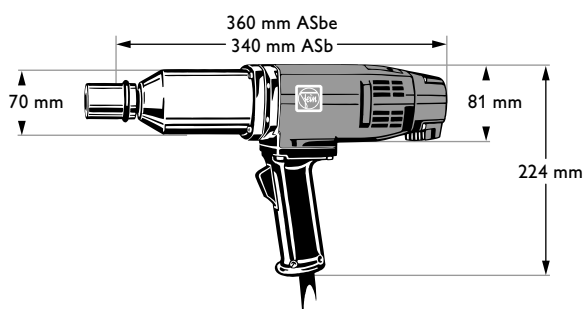
ASbe 647-1
FEIN electronic

ASb 647-1-EC 2
FEIN controls

Order Reference Type		7 215 12 ASb 647-1	7 215 13 ASbe 647-1	7 215 23 ASb 647-1-EC 2
Input	W	400 ¹⁾	400 ¹⁾	400 ¹⁾
Output	W	180	180	180
Speed, no load	R.P.M.	1450	1050-1450	1450
Impacts	R.P.M.	1700	1700	1700
Max. torque				
approx. hard base	Nm	250	120-250	150-250
Cable with plug	m	4	4	6,5
Net weight	kg	3,8	3,9	3,8
Fastening	from M	10 (3/8")	10 (3/8")	10 (3/8")
	to M	20 (3/4")	20 (3/4")	20 (3/4")
Chuck		3/4" ■	3/4" ■	3/4" ■

Price includes:

1 rubber ring, 1 securing pin



M 20	1450
400 W	3,8 kg

AT A GLANCE

Impact wrench with mid-mounted handle up to 250 Nm.

- FEIN impact system for recoil-free working.
- One-hand operation possible through optimum weight distribution and mid-mounted handle.
- Maximum torque in reverse rotation.

for ASbe 647-1 :

- Pre-selected torque with electronic speed setting.

for ASb 647-1-EC 2 :

- Repeat-precise torque settings with FEIN controls.
- Available 230 V only..

¹⁾ 2/8 min.

Accessories on page 107.

Hexagon socket tools

with 3/4" square socket for hexagon socket screws



SW	Ø	L	Order Reference
	mm	mm	
16	-	51	6 24 05 004 00 4
17	30	50	6 24 05 005 00 8
18	-	51	6 24 05 006 00 1
19	32	50	6 24 05 007 00 5
21	-	51	6 24 05 009 00 7
22	36	50	6 24 05 010 00 9
24	38	50	6 24 05 012 00 1
27	42	50	6 24 05 015 00 7
30	46	53	6 24 05 018 00 2

Long version

SW	Ø	L	Order Reference
	mm	mm	
16	-	102	6 24 05 305 00 9
17	30	100	6 24 05 306 00 2
18	-	102	6 24 05 307 00 6
19	32,5	100	6 24 05 308 00 4
21	-	102	6 24 05 310 00 0
22	36,5	100	6 24 05 311 00 9
24	39	100	6 24 05 313 00 6
27	43	100	6 24 05 316 00 1
30	46	100	6 24 05 319 00 7

Socket for stay bolts

with 3/4" square socket



	L	Order Reference
	mm	
M 12	92	6 24 19 001 03 3
M 16	95	6 24 19 001 05 5
M 20	98	6 24 19 001 07 4

Bits

3/4" inner square socket with exchangeable bits for hexagon socket screws, output 3/4" hexagon socket



SW	size	L	Order Reference
		mm	
10	M 12	75	6 24 10 001 01 5
12	M 14	75	6 24 10 001 02 1
14	M 16/18	75	6 24 10 001 03 7

Removable Bits

3/4" hexagon socket for hexagon socket screws



SW	size	L	Order Reference
		mm	
10	M 12	39,7	6 27 15 001 00 5
12	M 14	39,7	6 27 15 002 00 8
14	M 16/18	39,7	6 27 15 003 00 2
17	M 20/22	39,7	6 27 15 004 00 0

Joint

with 3/4" square socket, output 3/4" outer square



L	Order Reference
mm	
98	6 24 16 001 00 3

Extensions

with 3/4" square socket, output 3/4" outer square



L	Order Reference
mm	
175	6 24 13 001 00 0
250	6 24 13 002 00 3
325	6 24 13 003 00 7

Intermediate piece

with 3/4" square socket, output 1/2" outer square



Order Reference	6 24 15 001 00 8
------------------------	-------------------------

Rubber Ring

Ø	Order Reference
mm	
34,5/44,5	4 06 12 028 00 8

Securing pin

Ø	L	Order Reference
mm	mm	
4,5	35	3 02 35 007 00 5

Further accessories

Suspension Device

horizontal

Order Reference 3 21 25 042 01 9

Balancer

Detailed information on the FEIN

Balancers can be found in the chapter Accessories / Balancer.



Carrying case

metal

400 x 400 x 130 mm



Order Reference 3 39 01 032 01 3





Drive Impact Wrench up to M 22

ASb 648

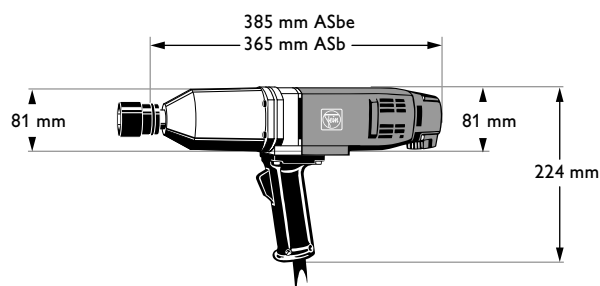
**ASbe 648
FEIN electronic**





**ASb 648-EC 2
FEIN controls**

Order Reference		7 215 07	7 215 08	7 215 21
Type		ASb 648	ASbe 648	ASb 648-EC 2
Input	W	450 ¹⁾	450 ¹⁾	400 ¹⁾
Output	W	240	240	210
Speed, no load	R.P.M.	1500	1200-1500	1500
Impacts	R.P.M.	1500	1500	1350
Max. torque				
approx. hard base	Nm	400	240-400	240-400
Cable with plug	m	4	4	6,5
Net weight	kg	5	5,1	5
Fastening	from M	12 (1/2")	12 (1/2")	12 (1/2")
	to M	22 (7/8")	22 (7/8")	22 (7/8")
Chuck		3/4" ■	3/4" ■	3/4" ■

Price includes:

1 rubber ring, 1 securing pin



 M 22	 1500
 450 W	 5 kg

AT A GLANCE

Impact wrench up to 400 Nm.

- FEIN impact system for recoil-free working.
- Mid-mounted handle for optimized weight distribution.
- Maximum torque in reverse rotation.

for ASbe 648 :

- Pre-selected torque with electronic speed setting.

for ASb 648-EC 2 :

- Repeat-precise torque settings with FEIN controls.
- Available 230 V only.

¹⁾ 2/8 min.

Accessories on page 109.

Hexagon socket tools

with 3/4" square socket for hexagon socket screws



SW	∅	L	Order Reference
mm	mm	mm	
16	-	51	6 24 05 004 00 4
17	30	50	6 24 05 005 00 8
18	-	51	6 24 05 006 00 1
19	32	50	6 24 05 007 00 5
21	-	51	6 24 05 009 00 7
22	36	50	6 24 05 010 00 9
24	38	50	6 24 05 012 00 1
27	42	50	6 24 05 015 00 7
30	46	53	6 24 05 018 00 2
32	48	53	6 24 05 019 00 6
36	53	55	6 24 05 021 00 7

Long version

SW	∅	L	Order Reference
mm	mm	mm	
16	-	102	6 24 05 305 00 9
17	30	100	6 24 05 306 00 2
18	-	102	6 24 05 307 00 6
19	32,5	100	6 24 05 308 00 4
21	-	102	6 24 05 310 00 0
22	36,5	100	6 24 05 311 00 9
24	39	100	6 24 05 313 00 6
27	43	100	6 24 05 316 00 1
30	46	100	6 24 05 319 00 7
32	49	100	6 24 05 320 00 9
36	54	100	6 24 05 322 00 1

Socket for stay bolts

with 3/4" square socket



	L	Order Reference
	mm	
M 12	92	6 24 19 001 03 3
M 16	95	6 24 19 001 05 5
M 20	98	6 24 19 001 07 4

Bits

3/4" inner square socket with exchangeable bits for hexagon socket screws, output 3/4" hexagon socket



SW size	L	Order Reference
	mm	
10 M 12	75	6 24 10 001 01 5
12 M 14	75	6 24 10 001 02 1
14 M 16/18	75	6 24 10 001 03 7

Removable Bits

3/4" hexagon socket for hexagon socket screws



SW size	L	Order Reference
	mm	
10 M 12	39,7	6 27 15 001 00 5
12 M 14	39,7	6 27 15 002 00 8
14 M 16/18	39,7	6 27 15 003 00 2
17 M 20/22	39,7	6 27 15 004 00 0

Joint

with 3/4" square socket, output 3/4" outer square



L	Order Reference
mm	
98	6 24 16 001 00 3

Extensions

with 3/4" square socket, output 3/4" outer square



L	Order Reference
mm	
175	6 24 13 001 00 0
250	6 24 13 002 00 3
325	6 24 13 003 00 7

Intermediate piece

with 3/4" square socket, output 1/2" outer square



Order Reference	6 24 15 001 00 8
-----------------	------------------

Rubber Ring

∅	Order Reference
mm	
34,5/44,5	4 06 12 028 00 8

Securing pin

∅	L	Order Reference
mm	mm	
4,5	35	3 02 35 007 00 5

Further accessories

Suspension Device

horizontal and vertical

Order Reference	3 21 25 041 00 7
-----------------	------------------

Balancer

Detailed information on the FEIN

Balancers can be found in the chapter Accessories / Balancer.



Carrying case


metal

400 x 400 x 130 mm



Order Reference	3 39 01 032 01 3
-----------------	------------------





Drive Impact Wrenches up to M 27

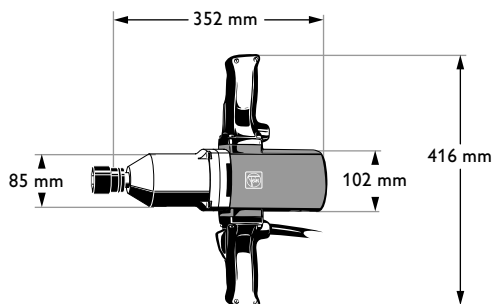
ASb 658-1

ASb 658-1 EC 2
FEIN controls

Order Reference Type		7 215 25 ASb 658-1	7 215 26 ASb 658-1 EC 2
Input	W	550 ¹⁾	550 ¹⁾
Output	W	330	330
Speed, no load	R.P.M.	1400	1400
Impacts	R.P.M.	1600	1600
Max. torque approx. hard base	Nm	700	400-700
Cable with plug	m	4	6,5
Net weight	kg	6,8	6,8
Fastening	from M to M	18 (3/4") 27 (1 1/16")	18 (3/4") 27 (1 1/16")
Chuck		1" ■	1" ■

Price includes:

1 rubber ring, 1 securing pin



M 27
 1400
 550 W
 6,8 kg

AT A GLANCE

Impact wrench up to 700 Nm.

- FEIN impact system for recoil-free working.
- Short design with double handle and integrated switch for safe handling.
- Maximum torque in reverse rotation.

for ASb 658-1 EC 2:

- Repeat-precise torque settings with FEIN controls.
- Available 230 V only.

¹⁾ 2/8 min.

Accessories on page 111.

Hexagon socket tools

with 1" square socket for hexagon socket screws



SW	Ø	L	Order Reference
mm	mm	mm	
19	35,5	60	6 25 05 003 00 5
21	-	60	6 25 05 005 00 7
22	39,5	60	6 25 05 006 00 0
24	42	60	6 25 05 008 00 2
27	46	60	6 25 05 011 00 7
30	49,5	63	6 25 05 014 00 2
32	52	64	6 25 05 015 00 6
34	-	65	6 25 05 017 00 3
36	57	67	6 25 05 019 00 5
41	63	70	6 25 05 022 00 9
46	69,5	70	6 25 05 024 00 1

Long version



SW	Ø	L	Order Reference
mm	mm	mm	
19	35,5	110	6 25 05 301 00 9
21	-	108	6 25 05 303 00 6
22	39,5	110	6 25 05 304 00 4
24	42	110	6 25 05 306 00 1
27	46	110	6 25 05 309 00 7
30	49,5	110	6 25 05 312 00 1
32	52	110	6 25 05 313 00 5
34	-	108	6 25 05 315 00 7
36	57	110	6 25 05 317 00 4
41	63	110	6 25 05 320 00 8
46	69,5	110	6 25 05 322 00 0

Socket for stay bolts

with 1" inner square



	L	Order Reference
	mm	
M 14	99	6 25 19 001 01 0
M 16	101	6 25 19 001 02 6
M 18	103	6 25 19 001 03 2
M 20	104	6 25 19 001 04 8
M 22	105	6 25 19 001 06 7
M 24	107	6 25 19 001 07 3

Joint

with 1" inner square, output 1" outer square



L	Order Reference
mm	
124	6 25 16 001 00 2

Extensions

with 1" inner square, output 1" outer square



L	Order Reference
mm	
175	6 25 13 001 00 9
250	6 25 13 002 00 2
325	6 25 13 003 00 6

Intermediate piece

with 1" inner square, output 3/4" outer square



Order Reference	6 25 15 001 00 7
------------------------	-------------------------

Rubber Ring

Ø	Order Reference
mm	
45/59	4 06 12 029 00 2

Securing pin

Ø	L	Order Reference
mm	mm	
5	45	3 02 35 009 00 7

Further accessories

Suspension Device

vertical



Order Reference	3 21 26 024 01 8
------------------------	-------------------------

horizontal

Order Reference	3 21 26 025 00 3
------------------------	-------------------------

Balancer

Detailed information on the FEIN Balancers can be found in the chapter Accessories / Balancer.



Carrying case

metal
400 x 400 x 130 mm



Order Reference	3 39 01 032 01 3
------------------------	-------------------------





■ Tapping.

Compared with manual tapping, electric tappers offer not only the advantages of rapid work with minimal physical effort, they are also exceptionally precise. This applies in particular to the high-performance tappers from FEIN.

These tools run very smoothly, without interruptions and therefore without the risk of high torsion forces

which could cause the tap to break. The table below indicates how much time you can save with reliable, ultra-precise FEIN tappers compared to tapping by hand.

FEIN tappers are also available for a variety of applications and thread types. All tools are available with four different clamping chucks. They can also be supplied with special tools for

threaded inserts or studs. Depth stops and tool holders are also available upon request.

Examples of time savings for the following thread sizes:

Thread size	Material thickness	Time for manual tapping	Time for machine tapping	Time saving
M 3	5 mm	23,8 Sec.	2,0 Sec.	21,8 Sec. 91,8 %
M 4	6 mm	27,0 Sec.	2,0 Sec.	25,0 Sec. 92,6 %
M 5	8 mm	25,9 Sec.	1,9 Sec.	24,0 Sec. 92,7 %
M 6	10 mm	29,7 Sec.	2,3 Sec.	27,4 Sec. 92,3 %
M 8	12 mm	40,3 Sec.	2,7 Sec.	37,5 Sec. 93,0 %





■ Tapper up to M 8

ASge 636 Kinetik
FEIN electronic

Order Reference		7 209 37
Type		ASge 636
Input	W	280
Output	W	150
Speed of tap, cutting	R.P.M.	0-450
Speed of tap, running back	R.P.M.	0-580
Cable with plug	m	2,5
Net weight	kg	1,6
Capacity in steel	to M	8
Cone at drill shaft	B	12

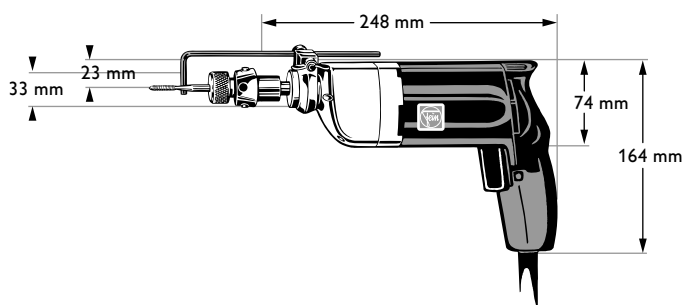
Clamping chuck not included in price.

 M 8	 0-580
 280 W	 1,6 kg

AT A GLANCE

Lightweight easy-to-use tapper.

- High motor power for reliable operation.
- Integrated reversing gear with rapid return action.
- Variable electronic speed control for sensitive drilling and screw-driving.
- FEIN kinetic handle for fatigue-free and safe working.
- Integral switch for ease of operation.



Accessories on page 115.

Collet chuck

with collets 3,5/4,5/6 mm



Order Reference 6 32 06 063 01 2

Floating collet chuck

with collets 3,5/4,5/6 mm



Order Reference 6 32 06 076 02 2

Jaw chuck

with key



Order Reference 6 32 06 019 00 9

Floating jaw chuck

with key



Order Reference 6 32 06 041 00 8

Drift

for drill chuck up to B12 Length 125 mm, pack of 2



Order Reference 6 33 05 009 01 3

Depth stop



Order Reference 3 21 27 005 02 1

Collets for collet chuck (ZF) and floating collet chuck (PZF)

conforming to DIN 374/376



Thread	Øx■	Order Reference
M 2-M 2,6	2,8x2,1	6 32 06 077 00 1
M 3	3,5x2,7	6 32 06 064 00 1
M 4/M 6	4,5x3,4	6 32 06 065 00 5
M 5/M 8	6x4,9	6 32 06 066 00 8
M 10	7x5,5	6 32 06 070 00 6
-	8x6,2	6 32 06 078 00 9

Screw tap according to DIN

with curling top for through holes



size	Ø	■	L	Order Reference
	mm	mm	mm	
M 3	3,5	2,7	56	6 31 10 001 00 5
M 4	4,5	3,4	63	6 31 10 002 00 8
M 5	6	4,9	70	6 31 10 003 00 2
M 6	4,5	3,4	80	6 31 10 004 00 0
M 8	6	4,9	90	6 31 10 005 00 4

with right spiral grooves for blind holes



size	Ø	■	L	Order Reference
	mm	mm	mm	
M 3	3,5	2,7	56	6 31 10 010 00 5
M 4	4,5	3,4	63	6 31 10 011 00 4
M 5	6	4,9	70	6 31 10 012 00 7
M 6	4,5	3,4	80	6 31 10 013 00 1
M 8	6	4,9	90	6 31 10 014 00 9

Rotary-stop roller clutch

for inserting thread inserts and studs (up to M 12) as well as for tapping in blind holes without depth stop (M 4-M8). Adjustable torque 3-15 Nm, inner and outer cone B 12

Order Reference 3 01 01 036 01 9

the quick-change chuck is required for this.

Quick-change chuck

for rotary-stop roller clutch, inner cone B 12, tool holder 11 mm hexagon socket

Order Reference 6 32 04 031 00 3

Accessory for drawing in screwed inserts acc. to DIN 7965 (screw socket, screwed insert)

Tool holder

for pull-in tools B12 -> Ø 7 mm

Order Reference 6 19 10 003 01 1

Insertion tool

Ø 7 mm



Order Reference

M 3	6 01 19 008 00 4
M 4	6 01 19 009 00 8
M 5	6 01 19 010 00 0
M 6	6 01 19 011 00 9

Depth stop



Order Reference 3 21 27 008 02 6

Further accessories

Suspension Device

horizontal and vertical

Order Reference 3 21 25 050 00 7

Carrying case

metal

390 x 240 x 110 mm



Order Reference 3 39 01 067 01 3

Magnetic drill jigs



Detailed information on the FEIN Magnetic drill jigs for universal use, horizontally, vertically and over-head can be found in the chapter Drilling / Magnetic drill jig.



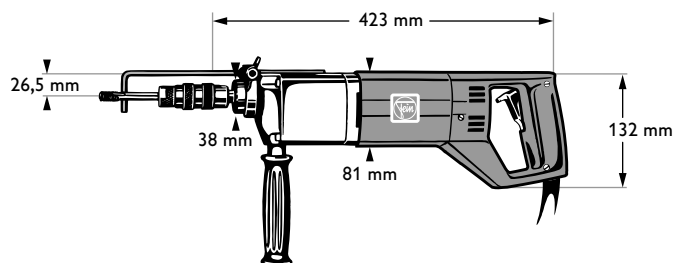
■ Tapper up to M 12





ASge 648
FEIN electronic

Order Reference		7 209 16
Type		ASge 648
Input	W	650
Output	W	420
Speed of tap, cutting	R.P.M.	0-240
Speed of tap, running back	R.P.M.	0-550
Cable with plug	m	2,5
Net weight	kg	3,7
Capacity in steel	to M	12
Cone at drill shaft	B	16

Price includes:
1 additional handle

Clamping chuck not included in price.



 M 12	 0-550
 650 W	 3,7 kg

AT A GLANCE

High performance tapper with spade handle.

- High motor power for reliable operation.
- Integrated reversing gear with rapid return action.
- Electronic speed control for precise thread-cutting application and steady cutting speed.

Collet chuck

with collets 6/7/9 mm

**Order Reference** 6 32 06 067 01 1**Floating collet chuck**

with collets 6/7/9 mm

**Order Reference** 6 32 06 061 02 1**Jaw chuck**

with key

**Order Reference** 6 32 06 018 00 5**Floating jaw chuck**

with key

**Order Reference** 6 32 06 040 00 9**Drift**

for drill chuck up to B16 Length 125 mm, pack of 2

**Order Reference** 6 33 05 010 01 5**Depth stop****Order Reference** 3 21 27 003 03 5**Collets for collet chuck (ZF) and floating collet chuck (PZf)**

conforming to DIN 374/376



Thread	Øx■	Order Reference
M 4/M 6	4,5x3,4	6 32 06 065 00 5
M 5/M 8	6x4,9	6 32 06 066 00 8
M 10	7x5,5	6 32 06 070 00 6
-	8x6,2	6 32 06 078 00 9
M 12	9x7	6 32 06 075 00 4
-	10x8	6 32 06 079 00 3

Screw tap according to DIN

with curling top for through holes



size	Ø	■	L	Order Reference
	mm	mm	mm	
M 4	4,5	3,4	63	6 31 10 002 00 8
M 5	6	4,9	70	6 31 10 003 00 2
M 6	4,5	3,4	80	6 31 10 004 00 0
M 8	6	4,9	90	6 31 10 005 00 4
M 10	7	5,5	100	6 31 10 006 00 7
M 12	9	7	110	6 31 10 007 00 1

with right spiral grooves for blind holes




size	Ø	■	L	Order Reference
	mm	mm	mm	
M 4	4,5	3,4	63	6 31 10 011 00 4
M 5	6	4,9	70	6 31 10 012 00 7
M 6	4,5	3,4	80	6 31 10 013 00 1
M 8	6	4,9	90	6 31 10 014 00 9
M 10	7	5,5	100	6 31 10 015 00 3
M 12	9	7	110	6 31 10 016 00 6

Accessory for drawing in screwed inserts acc. to DIN 7965 (screw socket, screwed insert)

Quick-change chuck for pull-in tools**Order Reference** 6 19 10 002 01 7**Insertion tool**

	Order Reference
M 4	6 07 19 005 00 3
M 5	6 07 19 006 00 6
M 6	6 07 19 013 00 0
M 8	6 07 19 014 00 8
M 10	6 07 19 015 00 2

Depth stop**Order Reference** 3 21 27 003 03 5**Further accessories****Carrying case**metal
700 x 180 x 100 mm**Order Reference** 3 39 01 021 01 1**Magnetic drill jigs**

Detailed information on the FEIN Magnetic drill jigs for universal use, horizontally, vertically and over-head can be found in the chapter Drilling / Magnetic drill jig.